

Project: _____
 Contact: _____
 Estimated Qty: _____
 Notes: _____



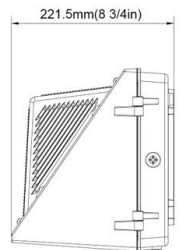
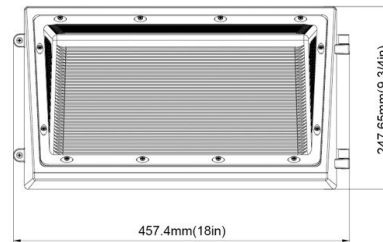
Feature and Benefits:

- Widely used for outdoor commercial general lighting purpose
- Replace 175-250 MH or HID Fixtures
- Polycarbonate optical lens with UV stabilizer
- Light weight and designed to be install-friendly for US standards
- Optional for photocell and 347 VAC can be customized
- 6 Year Warranty



Dimensions and size:

Technical Data	
CRI	>80
Beam Angle	140°
Operation Temp.	- 30°C ~ 60°C
Lifespan	50,000 Hours
Waterproof Rating	Wet Location
Lumen per watt	> 90 lm/w



Ordering Information

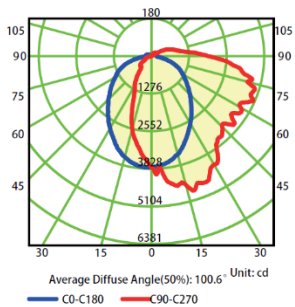
Model #	CCT	Voltage	Wattage	Lumen
LEDWP135W50K	5000K	120 – 277VAC	135W	13000Lm

Project: _____
 Contact: _____
 Estimated Qty: _____
 Notes: _____

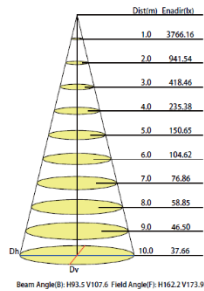


Photometric

Luminous Intensity Distribution Curve



Illuminance at a Distance



LEDWP135W50K

Installation

1 • 2 • 3 EASY INSTALLATION



1 Open fixture, mount back plate to junction box or wall.



2 Hang housing on hinges and make connection.



3 Close housing and tighten screws.