

## CCT SELECTABLE PL LAMP TYPE-B BALLAST BYPASS



### PRODUCT DESCRIPTION:

Designed with a CCT Selectable feature that goes from warm to cool white light according to preference, LED PL Lamps are the versatile, energy-saving replacement for 13- and 18-watt compact fluorescent bulbs (CFL). The lamps are available in four base types to easily retrofit into recessed cans, sconces and ceiling luminaires, including enclosed fixtures. A simple ballast bypass ensures maintenance-free operation of 50,000 hours or longer, providing long-term performance reliability and cost savings.



### FEATURES:

- CCT Selectable
- Impact resistant lens and cover
- 200° rotatable base
- Simple ballast bypass ensures maintenance-free operation
- Instant on
- Enclosed rated fixtures

### LISTINGS:

- UL listed for dry and damp locations
- Not intended for use with emergency exits

### WARRANTY:

5-year standard warranty (further details available at [www.maxlite.com/warranties](http://www.maxlite.com/warranties)) Product may be eligible for a warranty extension to 10 years, for an additional fee. Contact MaxLite for details.

### ORDERING STRUCTURE

WATTAGE (NOMINAL)	FAMILY	BASE	CCT
6= 6W 8= 8W 11= 11W	PL= PL	G24Q= G24q, 4-pin E26= E26 screw base GU24= GU24, twist and lock GX23= GX23, 2-pin	CS= CCT Selectable 2700K, 3000K, 3500K, 4000K, 5000K

### ORDER CODES

ORDER CODES	MODEL NUMBER
104735	6PLE26CS
104736	6PLG24QCS
104737	6PLGU24CS
104738	6PLGX23CS

ORDER CODES	MODEL NUMBER
104739	8PLE26CS
104740	8PLG24QCS
104741	8PLGU24CS
104742	8PLGX23CS

ORDER CODES	MODEL NUMBER
104743	11PLE26CS
104744	11PLG24QCS
104745	11PLGU24CS
104746	11PLGX23CS

## SPECIFICATIONS

	6PL	8PL	11PL
	<b>DETAILS</b>		
Nominal Wattage (W)	6W	8W	11W
Lumens Delivered (lm)	550-625 lm	950-1050 lm	1400-1500 lm
Efficacy (lm/W)	92-104 lm/w	119-131 lm/w	127-136 lm/w
Beam Angle	120°		
CRI	≥80		
Color Temperature (K)	CCT Selectable 2700K, 3000K, 3500K, 4000K, 5000K		
L70 Lifetime (Hrs)	≥50,000 Hrs		
Voltage	120-277VAC		
Power Factor	≥0.90		
Operating Temperature	-4°F to 104°F (-20°C to 40°C)		
Listings	UL rated Dry/Damp location		
Environment	cULus, FCC		
Warranty	5 Years		

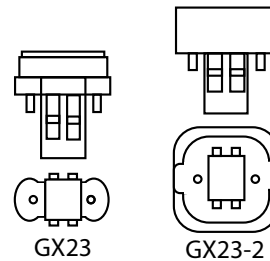
## PRODUCT DIMENSIONS:



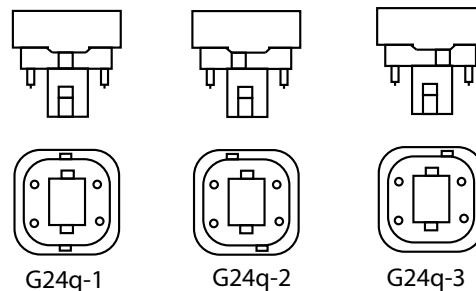
MODEL NUMBER	LENGTH	WIDTH / DIAM.
11PLE26CS	6.81	1.38
11PLG24QCS	6.54	1.38
11PLGU24CS	6.42	1.38
11PLGX23CS	6.81	1.38
6PLE26CS	5.83	1.38
6PLG24QCS	5.47	1.38
6PLGU24CS	5.35	1.38
6PLGX23CS	5.75	1.38
8PLE26CS	6.81	1.38
8PLG24QCS	6.46	1.38
8PLGU24CS	6.34	1.38
8PLGX23CS	6.73	1.38

## BASES:

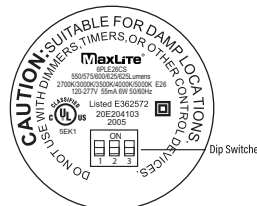
Our GX23 base lamps will fit into the following sockets:



Our G24q base lamps will fit into the following sockets:



## CCT DIP SWITCH DIAGRAM:



CCT DIP SWITCH SETTINGS			
	Switch 1	Switch 2	Switch 3
2700K	--	--	ON
3000K	--	ON	--
3500K	--	ON	ON
4000K	ON	--	--
5000K	ON	--	ON