

## Outdoor

Customers have installed our eLucent Wall Pack in stairways, tunnels, alleyways, building perimeters, security walls, overpasses, and parking garages. The compact form factor allows for a wide range of use cases. WPDS fixtures are rated for use in wet locations and can operate in ambient temperatures of -40° to 40°C.



Luminaire	WPDS Dark Sky Wall Pack	Type
Project		
Product		
Notes		

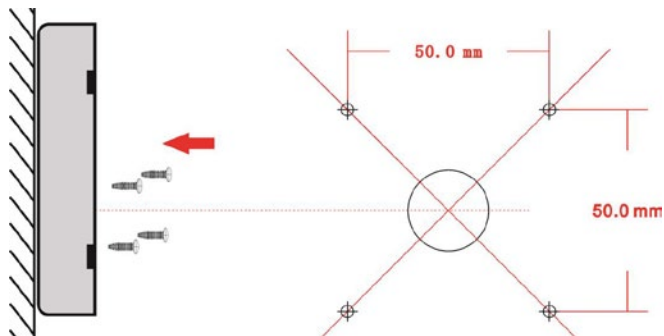
1. Heavy-wall, die-cast aluminum housing.
2. Convenient, modular design.
3. Polycarbonate lens fitted for uniform light distribution.



<b>Input Voltage (VAC)</b>	120-277
<b>CRI</b>	80+
<b>CCT (K)</b>	4000 5000
<b>PF</b>	0.9
<b>THD</b>	28W=<20% 40W=<5% 60W,90W=<13%
<b>L70 (Hours)</b>	28W=94,000 40W-90W=74,000
<b>Color</b>	Bronze
<b>Housing</b>	Die Cast Aluminum
<b>Optic Types</b>	Clear Polycarbonate
<b>Temperature Range</b>	-40°C to 40°C
<b>Warranty</b>	10 Years

## Mounting

Convenient, modular design means the eLucent wall pack may be mounted to nearly any vertical surface for secure, reliable, illumination.

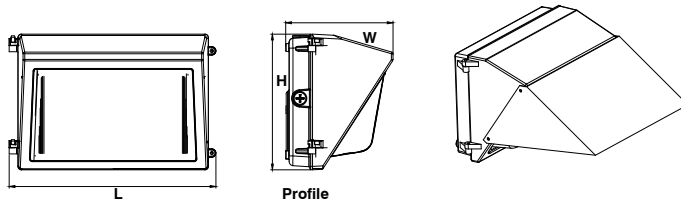


## Electrical

Standard input voltage is 120-277V, and 347-480V drivers are available on all units. Luminous efficiency is 117 Lm/W or higher with models available in 28W, 40W, 60W, and 90W.

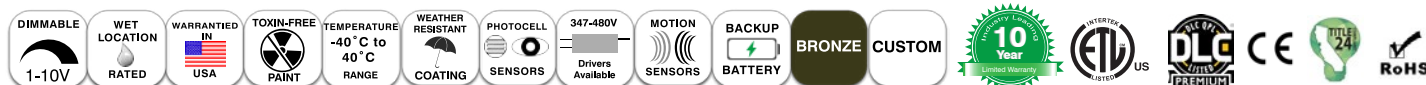
## Construction

The eLucent WPDS housing is precision-manufactured from heavy-wall, die-cast aluminum. Thermal management is integral to the design and our heat sinks facilitate excellent thermal transfer, including at temperatures over 40°C. The back plate contains knockout plates for the installation of add-ons. The eLucent WPDS is tested for use in wet locations. The fixtures include built in photocells and glass lenses.

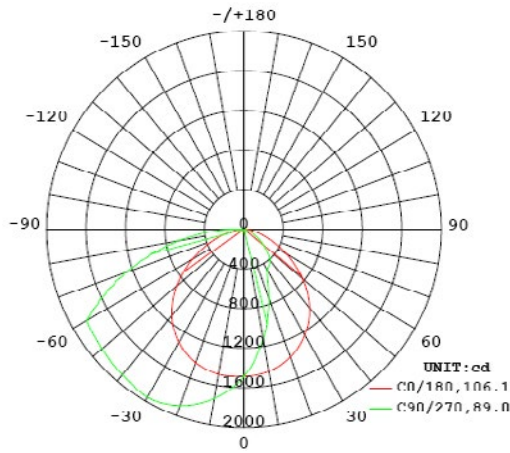


## Optics

The eLucent WPFC Wall Packs lead their segment for optical performance. With CRI over 80 across standard offerings of CCT 4000K and 5000K, these fixtures offer excellent performance over a broad band of application requirements. The lens is glass, carefully fitted for uniform light distribution. Output is tuned for a superior balance of performance and visual comfort.



Part No.	Watts (W)	Efficacy (Lm/W)	Lumens (Lm)	Dimensions (L*W*H) Inches
WPDS-28-40	29	127	3,666	14.29*7.68*9.06
WPDS-28-50	29	130	3,757	14.29*7.68*9.06
WPDS-40-40	40	125	5,000	14.29*7.68*9.06
WPDS-40-50	40	128	5,120	14.29*7.68*9.06
WPDS-60-40	59	134	7,910	18.31*9.61*9.06
WPDS-60-50	59	137	8,095	18.31*9.61*9.06
WPDS-90-40	90.7	117	10,642	18.31*9.61*9.06
WPDS-90-50	91.1	120	10,933	18.31*9.61*9.06



**WPDS-40-40**

Sample Order: WPDS-40-50-G3

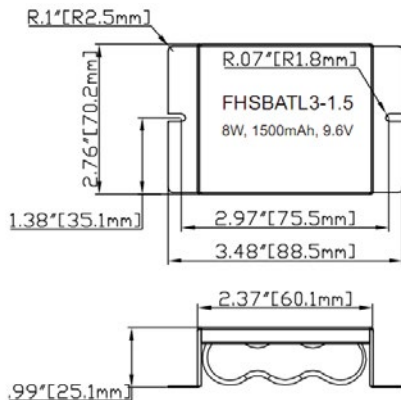
Series	Wattage	CCT	Voltage	Dimming	Generation
WPDS	-28=28W -40=40W -60=60W -90=90W	-40=4000K -50=5000K	Blank=100-277V -V=347-480VAC	Blank=1-10V Dimming ND=Non-Dimming	-G3=Generation 3

<b>Photocell</b>	EK4036S	INT-MAT EK4036S PHOTOCELL 120-277V 6AEB PHOTO CONTROL
<b>EM Kit</b>	EM08W-1500-200-36	Emergency Kit for WPMN Series, WPFC28, WPFC40, WPDS28, WPDS40, CPPG40 Emergency Output: 8W, Emergency Time: 90 mins
	EM16W-3000-450-36	Emergency Kit for HBCC60, WPFC60, WPFC90, WPDS60, WPDS90, CPPG60, CPPG90 Emergency Output: 16W, Emergency Time: 90 mins

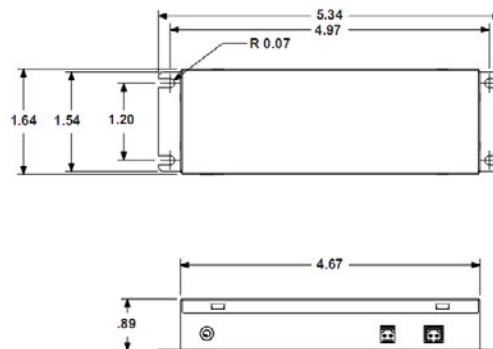
**EK4036S**

Voltage	105-305 VAC. 50/60 Hz
Dielectric Strength (VAC)	2500
Operating Ambient Temperature	-40F to 158F
Instant ON Light Level (fc)	1.5
OFF Light Level (fc)	2.25
OFF to ON Ratio	1:5:1: with 2-5 s delay
Fall Mode	ON
Power Consumption (W)	<.5 @ 277 VAC
Surge Protection	255 Joule MOV
Wire Leads	9" long, 18 awg

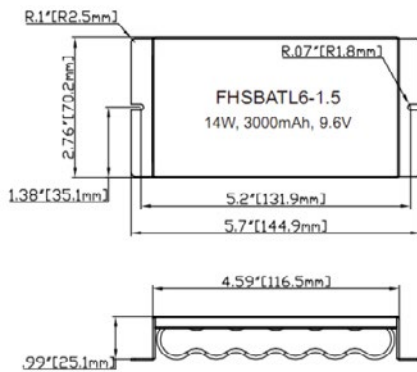
EM08W-1500-200-36  
Emergency Driver



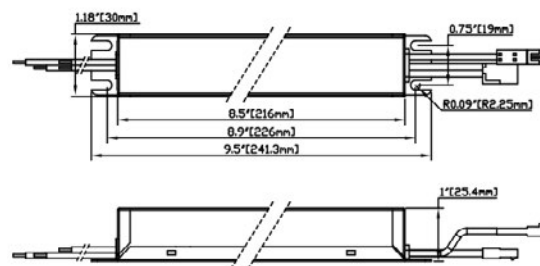
EM08W-1500-200-36  
Emergency Battery



EM16W-3000-450-36  
Emergency Driver



EM16W-3000-450-36  
Emergency Battery



ATG Electronics\*  
Industry Leading 10 Year Limited Warranty  
For North American LED Lighting Fixtures

ATG Electronics warrants to the original purchaser of ATG Electronics Domestic LED products listed above that were manufactured for which the ATG Electronics Spec Sheet located on our website contains the words "10 year limited warranty" that, subject to the below terms and conditions of this warranty, when such LED products are properly installed they will comply with ATG Electronics published product specifications for such products and will be free from material defects in material and workmanship for a period of ten (10) years from the date of sale by ATG Electronics, or, if lesser, 50,000 hours of operation (at an average of 13.6 hours per day operation). The LED arrays in the Product(s) will be considered defective in material or workmanship only if a total of 15% or more of the individual light emitting diodes in the Product(s) fail to illuminate.

The above express limited warranty is extended by ATG Electronics\* only to the original or first end-user purchaser and only for the original installed location. This warranty only applies to products purchased after June 1, 2017. This warranty is non-transferrable, whether by assignment or operation of law. The original purchaser must provide warranty claims to ATG Electronics within the warranty period promptly upon discovery and in accordance with ATG Electronics Return and Repair Procedures as outlined within this document.

Should any defects be found by ATG Electronics upon its inspection of the properly returned product, ATG Electronics sole responsibility and liability under this warranty will be, at its option, to either repair or replace the defective part or parts or else make available a new replacement unit that will provide equal or better performance. All decisions regarding the existence or non-existence of defects or otherwise affecting the warranty shall be made by ATG ELECTRONICS and shall be final and binding on all parties. Where a defective LED product is replaced under this warranty, the balance of the original warranty period shall remain effective.

Conditions and Exclusions

This warranty is conditioned upon proper installation, use and maintenance. This warranty will automatically become null and void and shall not be applicable to any LED fixture which (i) has not been timely paid for, (ii) is not installed and operated in accordance with the current edition of The National Electric Code (NEC), the Standards for Safety of Underwriters' Laboratory, Inc. (UL) or with ATG Electronics instructions and guidelines, (iii) has been moved from its original installation, (iv) has been installed within an area that has exposure to sulfur or any area with high acidic compounds in use, (v) has been operated in an ambient temperature or humidity that is higher than 35 degrees Celsius, (vi) has been subjected to a lightning strike, power surge or overvoltage condition, (vii) has its LED Board subjected to static electricity due to failure to discharge same prior to connecting or disconnecting the lead from the LED board, (viii) was not installed and/or operated in accordance with ATG Electronics instructions and guidelines, (ix) has been mishandled, misused, abused, tampered with, modified or altered by anyone other than ATG ELECTRONICS, (x) has been subjected to abnormal stresses and operating conditions, or (xi) has been operated without overvoltage and lightning protection devices in place.

Limitations

Disclaimers & Limitations of Liability

The foregoing warranty is exclusive of all other statutory, written or oral warranties and no other warranties of any kind, statutory, by operation of law or course of performance, or otherwise, are given, herein expressed or otherwise received. EXCEPT AS EXPRESSLY PROVIDED ABOVE, ATG ELECTRONICS DISCLAIMS ALL REPRESENTATIONS, WARRANTIES AND CONDITIONS OF ANY KIND, EXPRESS OR IMPLIED, REGARDING THE LED PRODUCTS AND ITS SERVICES, INCLUDING, WITHOUT LIMITATION, THE IMPLIED WARRANTIES OF MERCHANTABILITY AND FITNESS FOR A PARTICULAR USE OR PURPOSE.

LIMITATION OF LIABILITY. Other than the obligation to repair or replace as provided above, ATG Electronics shall have no liability for any losses, expenses or damages as a result of the installation, use, inability to use, removal or replacement of any LED product. ATG Electronics will not under any circumstances whether as a result of breach of contract, breach of warranty, tort, strict liability or otherwise be liable for consequential, incidental, special or exemplary damages including but not limited to, loss of profits or revenues, loss of any other goods or associated equipment or damage to any associated equipment, cost of capital, cost of substitute products, facilities or services, down time cost or claims of claimant's customers. ATG Electronics liability on any claim of any kind for any loss or damages arising out of, resulting from or concerning any LED product, any aspect of this warranty or for any products or services furnished hereunder shall not exceed the price of the fixture which gives rise to the claim.

#### Return and Repair Procedures

All warranty requests and or questions are to be directed to ATG Electronics Customer Service Department (CSD) at 888-618-7298. If deemed necessary, the CSD will issue a Returned Merchandise Authorization (RMA) number which must be included on both the packing slip of the component or fixture being returned and on the outside of the box. You must include your name and contact information, including your email address, on the packing slip so that we can contact you easily. Each component or fixture must be packaged very carefully and properly so as to prevent damages in shipment and must be shipped freight prepaid. Please obtain a proof of delivery to ensure that the material is received.

Once the component or fixture has been received and tested, an evaluation report will be provided to the end user via email. This report will clarify the following:

- A) The component / fixture is covered under the warranty policy and will either be repaired or replaced.
- B) The component / fixture is not covered under the warranty policy and the reason for this determination.

If ATG ELECTRONICS determines that the component or fixture is covered under the warranty, then the appropriate repairs will be started or a replacement fixture will be manufactured and shipped. Please note that in the event the returned component or fixture is found not to be covered under this warranty, you may be subject to a labor charge for the evaluation process and will be responsible for all return shipping charges and fees. For components and fixtures determined to be covered under this warranty prior to the first anniversary of the Sale Date, the repaired or replacement component or fixture will be returned to you at no charge. You will be responsible for all other shipping charges.

#### No Labor Reimbursement

All components and fixtures determined to be covered by this warranty as provided above, will be repaired or replaced at no charge to the customer, however, except as expressly provided above with respect to recessed and linear fixtures during the first year, the customer must hire and pay for an electrician to remove and reinstall such components and fixtures. No labor costs will be covered for the removal or reinstallation of any components or fixtures. The warranty does not cover modifications, repairs or replacements, or the related labor or materials costs, that may be necessary to facilities or third party products in connection with the removal, repair, or replacement of any LED product under this warranty.