

## WALL PACK LIGHT

### PRODUCT FEATURES:

- ❖ Optical design, greatly improved the light utilization and evenness.
- ❖ High efficiency LED Driver.
- ❖ Cast Aluminum design, better cooling, light quality, LED Tj < 85°C.
- ❖ The 1-10V Dimming typel.
- ❖ Photocell Control (Optional ).

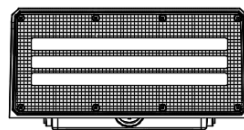
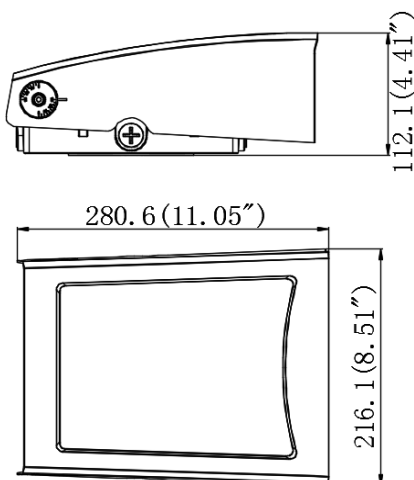
### Additional Information:

- Power: 70W
- Input: AC 120-277V
- CCT : 4000K/5000K
- Light Source: LUMILEDS
- Driver: KERHAM POWER



### PRODUCT APPLICATIONS:

The WALL PACK LED Lighting Series can be widely used for Indoor or Outdoor (Wet Location) Excellent for Museums, Art Galleries, Shopping Malls, Office Buildings, Walls and many other applications.



### Structure Features:

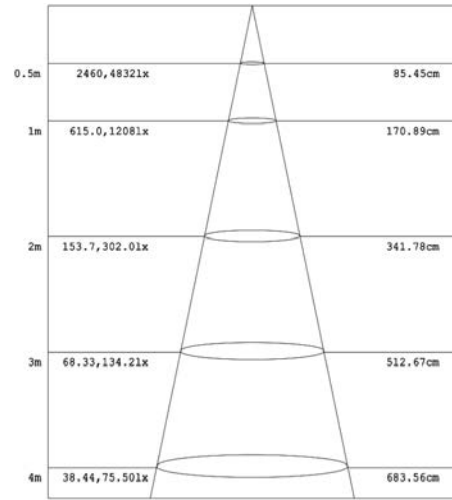
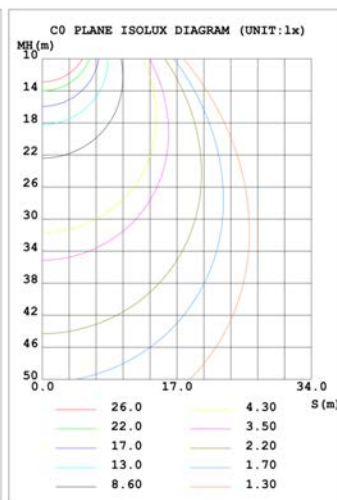
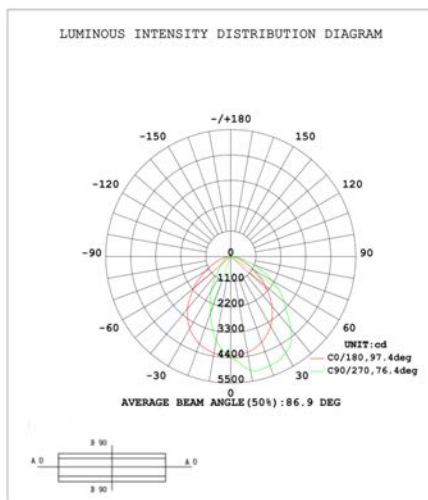
- Shell Materials: Aluminum & PC
- Finish: Dark Bronze/White/black
- Net Weight: 2.25KG (5.0 LBS)
- **Product Size: 280mm\*216mm\*112mm**
- **Carton Size: 330mm\*260mm\*150mm**

## WALL PACK LIGHT

### TECHNICAL PARAMETERS:

Type	WSD-SWP07W27-XXK-Z-Y-G2		
Power	70W	Lighting Angle	87°
Input Voltage	AC120-277V	LED Brightness Decay	<5%/6000 hrs
PF	>0.98	Working Life	>75000 hrs
Driver Efficiency	>90%	Working Temperature	-30 - +45°C
Luminous Flux	9170 Lm	Storage Temperature	-40 - +80°C
Color Temperature	4000K/5000K	Protection Level	Wet Location
CRI	Ra>70	Cable	Input Connect, No Cable

### PHOTOMETRY:



### ORDERING EXAMPLE: WSD-SWP07W27-XXK-Z [D, W, B, S] -Y [blank, p] -G2

WSD	07W	SWP	27	XXK	Z	Y
Company	Power	Product	Voltage	ColorTemp	FINISH	Control
<b>WSD LED INC</b>	<b>07W(70W)</b>	<b>SWP</b> Slim Adjustable Wall Pack	<b>27</b> AC120-277V	<b>40K (4000K)</b> <b>50K (5000K)</b> <b>± 500K</b>	<b>D</b> (Dark Bronze) <b>W</b> (White) <b>B</b> (Black) <b>S</b> (Silvery)	<b>P</b> Photocell