

# Straight Square Steel Poles, 4" & 5"

Series Straight Square Steel poles are built from high strength steel tube and are available side drilled for arm mounted area lighting luminaires or with tenon mounts for flood and post top luminaires. Typical area lighting applications include retail centers, industrial parks, schools and universities, public transit and airports, office buildings and medical facilities. Mounting heights of 10 to 30 feet can be used based on selected luminaire application.

### Specifications and Features: Pole

#### Specifications:

Conforms to ASTM-A 500 Grade B: Minimum Yield Strength of 46,000 PSI.

#### Finish:

Textured Architectural Bronze Powdercoat Finish, Baked to Ensure Maximum Paint Adhesion, Hardness and Durability.

#### Anchor Bolts:

Anchor Bolts are Included, Sized Based on Pole Data Charts for the Selected Pole Size.

#### Hand Hole:

Cast Iron Reinforced Hand Hole and Cover with Ground Screw.

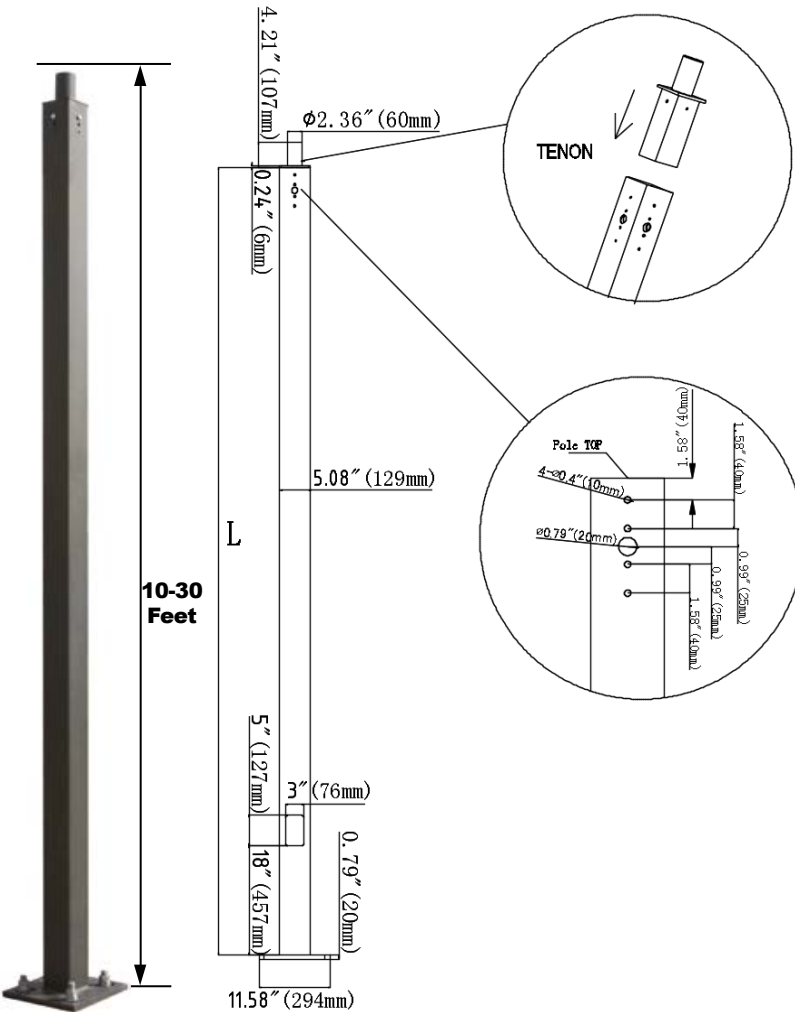
#### Base Cover:

Poles are Provided With a Two-Piece Formed Steel Base Cover that is Easily Assembled and Fitted Over Pole Base.

#### Pole Length:

Poles are Available in Standard Lengths as Shown in the Order Matrix. Poles can be Custom Cut to Order. Consult Factory.

### Mounting Sold Separately



<h4>4inch Flange dimensions</h4>	<h4>5inch Flange dimensions</h4>	<h4>Flange base cover size</h4>	<h4>Screw positioning plate size</h4>	<h4>The screw size</h4>
----------------------------------	----------------------------------	---------------------------------	---------------------------------------	-------------------------

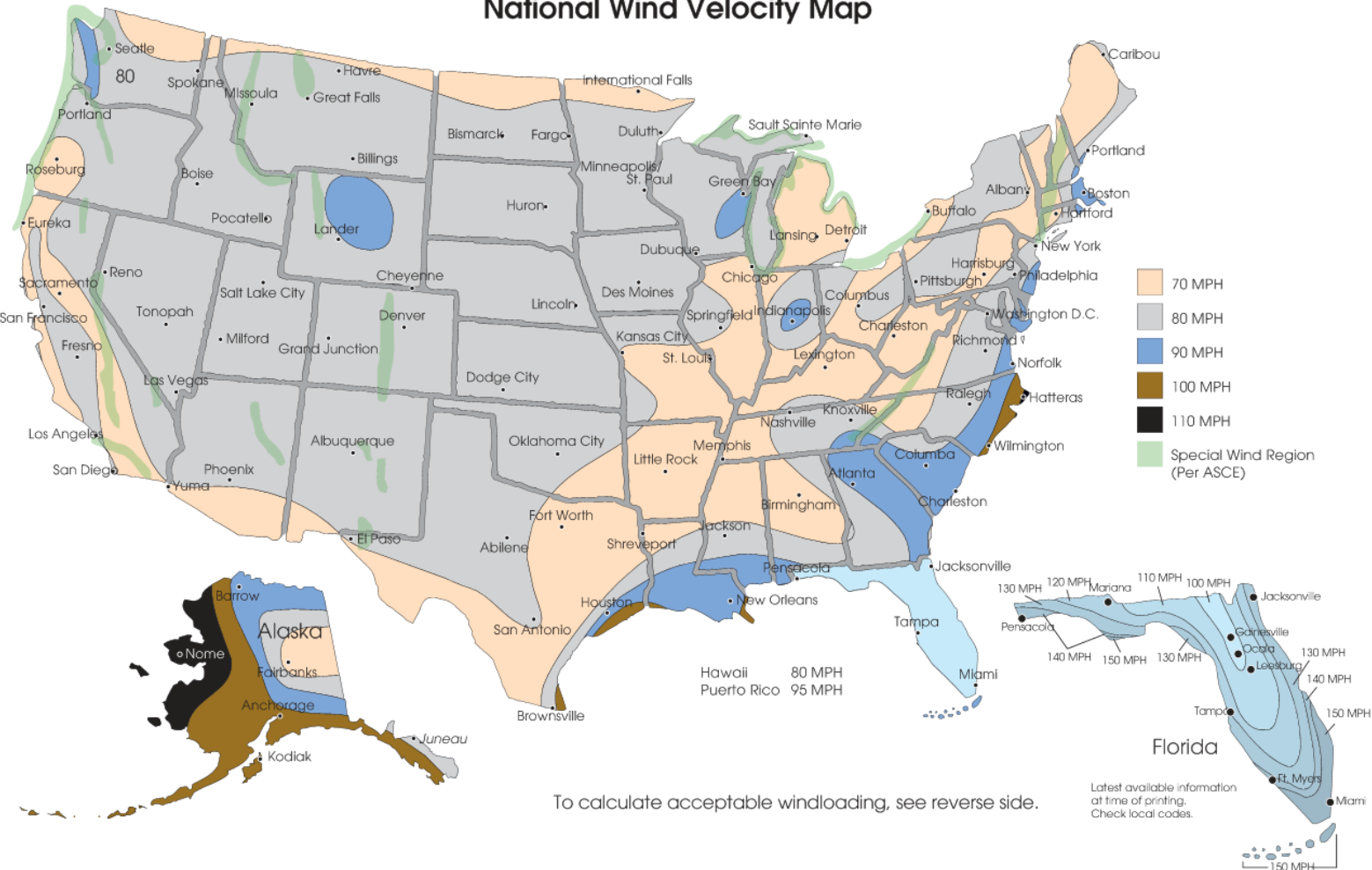
## Specifications:

Specification type	10FT	15FT	20FT	25FT	30FT
WSD-10FT4-11G-D-T	L=3.0 (m)	L=4.6 (m)	L=6.1 (m)	L=7.6 (m)	L=9.1 (m)
WSD-15FT4-11G-D-T					
WSD-20FT4-11G-D-T					
WSD-25FT4-11G-D-T					
WSD-30FT5-11G-D-T					

### Dimension data:

Catalog #	Mt. height	Wall thickness	Shaft size	Base size	Bolt circle	Bolt projection	Bolt size	Pole weight	EPA 70	EPA 80	EPA 90	EPA 100	EPA 110	EPA 120
WSD-10FT4-11G-D-T	10 ft.	11 gauge	4x4 in.	11 in.	8-11 in.	2.75 in.	3/4x17x3in.	88 lbs.	25.2	20.5	17.1	11.4	10.3	9.6
WSD-15FT4-11G-D-T	15 ft.	11 gauge	4x4 in.	11 in.	8-11 in.	2.75 in.	3/4x17x3in.	117 lbs.	15.2	12.5	10.1	8.5	6.9	5.4
WSD-20FT4-11G-D-T	20 ft.	11 gauge	4x4 in.	11 in.	8-11 in.	2.75 in.	3/4x17x3in.	152 lbs.	9.2	7.3	6	4.2	3	1.6
WSD-25FT4-11G-D-T	25 ft.	11 gauge	4x4 in.	11 in.	8-11 in.	2.75 in.	3/4x17x3in.	190 lbs.	8.9	6.9	5.7	4.1	3.6	2.2
WSD-30FT5-11G-D-T	30 ft.	11 gauge	5x5 in.	11 in.	10-12 in.	3.375 in.	3/4x17x4in.	267 lbs.	7.2	5.4	4.1	3.8	2.8	1.2

### National Wind Velocity Map



To calculate acceptable windloading, see reverse side.

Latest available information at time of printing. Check local codes.

**POLE BRACKET • For mounting one fixture on an existing pole**

	<p><b>4" Square Pole Mount with 2-3/8" O.D. Tenon</b>          NO. WSD-VTS4-D          Finish: Dark Bronze          MAX EPA: 0.3          USE: For use with square, non-tapered steel and aluminum poles. Furnished with four 5/16" hex head stainless-steel bolts. Vertical tenon measures 2-3/8" O.D., and is made of steel tubing.          adjusted both vertically and horizontally.</p>		<p><b>3" Round Pole Mount with 2-3/8" O.D. Tenon</b>          NO. WSD-VT3-D          Finish: Dark Bronze          MAX EPA: 0.3          USE: For use with Round, non-tapered steel and aluminum poles. Furnished with three 3/8" hex head stainless-steel bolts. Vertical tenon measures 2-3/8" O.D., and is made of steel tubing. Fixtures mounted to this bracket can be adjusted both vertically and horizontally.</p>
	<p><b>5" Square Pole Mount with 2-3/8" O.D. Tenon</b>          NO. WSD-VTS5-D          Finish: Dark Bronze          MAX EPA: 0.3          USE: For use with square, non-tapered steel and aluminum poles. Furnished with four 5/16" hex head stainless-steel bolts. Vertical tenon measures 2-3/8" O.D., and is made of steel tubing. Fixtures mounted to this bracket can be adjusted both vertically and horizontally.</p>		<p><b>4" Round Pole Mount with 2-3/8" O.D. Tenon</b>          NO. WSD-VT4-D          Finish: Dark Bronze          MAX EPA: 0.3          USE: For use with Round, non-tapered steel and aluminum poles. Furnished with three 3/8" hex head stainless-steel bolts. Vertical tenon measures 2-3/8" O.D., and is made of steel tubing. Fixtures mounted to this bracket can be adjusted both vertically and horizontally.</p>

**WALL BRACKET**

- Attaches to any flat surface
- Provides wiring access

**MID-POLE TENON BRACKET**

	<p><b>90° Wall Mount Bracket with 2-3/8" O.D. Tenon</b>          NO. WSD-ADP2.5-90-D          Finish: Dark Bronze          MAX EPA: 0.6          USE: The 90° wall mount bracket with 2-3/8" tenon attaches flood and area fixtures to almost any surface: wall, roof, or wood pole. Provides wiring access and a built-in 2-3/8" O.D. tenon to mount a fixture with our adjustable slip-fitter. Suggested 3/8" diameter bolts for mounting. Mounting holes are spaced 3-1/4" apart.</p>		<p><b>2-3/8" OD Horizontal Tenon Mid-Pole Bracket</b>          NO. WSD-ADP2.5-D          Finish: Dark Bronze          MAX EPA: 0.3          USE: 2-3/8" OD Horizontal Tenon Mid-Pole Bracket is designed to mount light fixture that is equipped with a adjustable slip-fitter onto a 2-3/8" OD horizontal tenon.</p>
--	--	--	---

**ROUND EXTERNAL MOUNT HORIZONTAL TENON • To mount 2/3/4 fixtures on an existing pole**

	<p><b>Double 90° Horizontal Tenon Adaptor</b>          NO. WSD-SB2.5TW90-D          Finish: Dark Bronze          MAX EPA: 0.6          USE: The Bracket is designed to mount over 2-3/8" (60mm) O.D. vertical tenon. Two fixtures can be mounted to the Round External Mount Horizontal Tenon and adjusted horizontally.</p>		<p><b>Triple 120° Horizontal Tenon Adaptor</b>          NO. WSD-SB2.5TR120-D          Finish: Dark Bronze          MAX EPA: 0.7          USE: The Bracket is designed to mount over 2-3/8" (60mm) O.D. vertical tenon. Three fixtures can be mounted to the Round External Mount Horizontal Tenon and adjusted horizontally.</p>
	<p><b>Double 180° Horizontal Tenon Adaptor</b>          NO. WSD-SB2.5TW180-D          Finish: Dark Bronze          MAX EPA: 0.4          USE: The Bracket is designed to mount over 2-3/8" (60mm) O.D. vertical tenon. Two fixtures can be mounted to the Round External Mount Horizontal Tenon and adjusted horizontally.</p>		<p><b>Quad 90° Horizontal Tenon Adaptor</b>          NO. WSD-SB2.5QD90-D          Finish: Dark Bronze          MAX EPA: 1.0          USE: The Bracket is designed to mount over 2-3/8" (60mm) O.D. vertical tenon. Four fixtures can be mounted to the Round External Mount Horizontal Tenon and adjusted horizontally.</p>
	<p><b>Single Spoke Bracket Tenon Adaptor</b>          NO. WSD-SB2.5S-D          Finish: Dark Bronze          MAX EPA: 0.4          USE: The Bracket is designed to mount over 2-3/8" (60mm) O.D. vertical tenon. One fixture can be mounted to the Round External Mount Horizontal Tenon and adjusted horizontally.</p>		<p><b>Double 180° Horizontal Tenon Adaptor</b>          NO. WSD-RB2.5D180-D          Finish: Dark Bronze          MAX EPA: 0.9          USE: The Bracket is designed to mount over 2-3/8" (60mm) O.D. vertical tenon. Two fixtures can be mounted to the Round External Mount Horizontal Tenon and adjusted horizontally.</p>
	<p><b>Triple 180° Horizontal Tenon Adaptor</b>          NO. WSD-RB2.5TR180-D          Finish: Dark Bronze          MAX EPA: 1.4          USE: The Bracket is designed to mount over 2-3/8" (60mm) O.D. vertical tenon. Three fixtures can be mounted to the Round External Mount Horizontal Tenon and adjusted horizontally.</p>		<p><b>Quad 90° Horizontal Tenon Adaptor</b>          NO. WSD-RB2.5QD90-D          Finish: Dark Bronze          MAX EPA: 1.5          USE: The Bracket is designed to mount over 2-3/8" (60mm) O.D. vertical tenon. Four fixtures can be mounted to the Round External Mount Horizontal Tenon and adjusted horizontally.</p>
	<p><b>90° Wall Mount Bracket with 2-3/8" O.D. Tenon</b>          NO. WSD-ADP2.5-90H-D          Finish: Dark Bronze          MAX EPA: 0.7          USE: The 90° wall mount bracket with 2-3/8" tenon attaches flood and area fixtures to almost any surface: wall, roof, or wood pole. Provides wiring access and a built-in 2-3/8" O.D. tenon to mount a fixture with our adjustable slip-fitter. Suggested 3/8" diameter bolts for mounting. Mounting holes are spaced 3-1/4" apart.</p>		<p><b>Double 180° Horizontal Tenon Adaptor</b>          NO. WSD-RB2.5TR180H-D          Finish: Dark Bronze          MAX EPA: 1.0          USE: The Bracket is designed to mount over 2-3/8" (60mm) O.D. vertical tenon. Two fixtures can be mounted to the Round External Mount Horizontal Tenon and adjusted horizontally.</p>
	<p><b>Triple 120° Horizontal Tenon Adaptor</b>          NO. WSD-SB2.5TR120V-D          Finish: Dark Bronze          MAX EPA: 1.5          USE: The Bracket is designed to mount over 2-3/8" (60mm) O.D. vertical tenon. Three fixtures can be mounted to the Round External Mount Horizontal Tenon and adjusted horizontally.</p>		<p><b>Double 180° Wall Mount Bracket with 2-3/8" O.D. Tenon</b>          NO. WSD-ADP2.5-180H-D          Finish: Dark Bronze          MAX EPA: 1.4          USE: The 180° wall mount bracket with 2-3/8" tenon attaches flood and area fixtures to almost any surface: wall, roof, or wood pole. Provides wiring access and a built-in 2-3/8" O.D. tenon to mount a fixture with our adjustable slip-fitter. Suggested 3/8" diameter bolts for mounting. Mounting holes are spaced 3-1/4" apart.</p>

## SQUARE EXTERNAL MOUNT HORIZONTAL TENON · To mount 2/3/4 fixtures on an existing pole

	<p><b>Low Profile Bullhorn with 3 Tenons</b> NO. WSD-VTS4R-3T-D MAX EPA: 1.6 Finish: Dark Bronze USE: The Bracket is designed to mount over 2-3/8" O.D. vertical tenon. Two fixtures can be mounted to the Round External Mount Horizontal Tenon and adjusted horizontally.</p>		<p><b>Low Profile Bullhorn with 2 Tenons</b> NO. WSD-VTS4R-2T-D MAX EPA: 1.0 Finish: Dark Bronze USE: The Bracket is designed to mount over 2-3/8" O.D. vertical tenon. Two fixtures can be mounted to the Round External Mount Horizontal Tenon and adjusted horizontally.</p>
	<p><b>Triple 120° Horizontal Tenon Adaptor</b> NO. WSD-QT120-3T-D MAX EPA: 1.4 Finish: Dark Bronze USE: The Bracket is designed to mount over 2-3/8" O.D. vertical tenon. Two fixtures can be mounted to the Round External Mount Horizontal Tenon and adjusted horizontally.</p>		<p><b>Quad 90° Horizontal Tenon Adaptor</b> NO. WSD-QT90-4T-D MAX EPA: 1.8 Finish: Dark Bronze USE: The Bracket is designed to mount over 2-3/8" O.D. vertical tenon. Two fixtures can be mounted to the Round External Mount Horizontal Tenon and adjusted horizontally.</p>

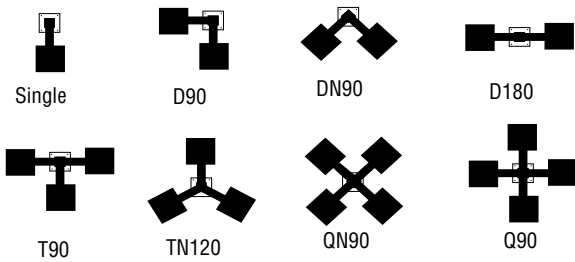
### MOUNTING OPTIONS:

	<p><b>NO. WSD-NEWSBARM2-D</b> Finish: Dark Bronze Arm Mount 4" and 5" Square and Round poles. Standard versatile mounting arm is simple to install and can be used with existing poles for retro installations.</p>		<p><b>NO. WSD-NEWSBSF2-D</b> Finish: Dark Bronze Slipfitter Mount An optional cast aluminum mast arm adapter secures fixture head to nominal 2"(2-3/8" O.D. pipe size) horizontal steel tenon arm.</p>
	<p><b>NO. WSD-SBT-D</b> Finish: Dark Bronze Easy to install for direct wall mounting with 1/2" conduit wiring.</p>		<p><b>NO. WSD-SFARM2-D</b> Finish: Dark Bronze SFARM2 Mount An optional cast aluminum mast arm adapter secures fixture head to nominal 2"(2-3/8" O.D. pipe size) horizontal steel tenon arm.</p>
	<p><b>Base Mounting Screw</b> NO. WSD-BMS-S Finish: Silver Before installing the lamp pole, the installation hook should be buried underground and fixed by cement. After fixing, the lamp pole should be fixed by locking screw and base installed.</p>		<p><b>Install Base Shield</b> NO. WSD-IBS5-D Finish: Dark Bronze The 5" Installation of base shield is used to protect the base after fixing the lamp pole, so that the lamp pole base is not damaged, thereby increasing the service life of the lamp pole.</p>
	<p><b>Install Base Shield</b> NO. WSD-IBS4-D Finish: Dark Bronze The 4" Installation of base shield is used to protect the base after fixing the lamp pole, so that the lamp pole base is not damaged, thereby increasing the service life of the lamp pole.</p>		<p><b>Screw Positioning Plate</b> NO. WSD-SPP-D Finish: Dark Bronze This is a screw rod positioning plate. After the screw rod of the lamp rod base is fixed underground, the positioning plate is fixed with the screw rod to prevent the screw rod from deviation. Finally, the lamp rod is locked.</p>
	<p><b>Arm Square tube turn tube Tenon Adaptor</b> NO. WSD-ARM-BAR-D Finish: Dark Bronze USE: square tube light bar installation, with Arm installation of lamps.</p>		<p><b>Arm Square tube turn tube Tenon Adaptor</b> NO. WSD-SADP-BAR-D Finish: Dark Bronze USE: square tube light bar installation, with Arm installation of lamps.</p>

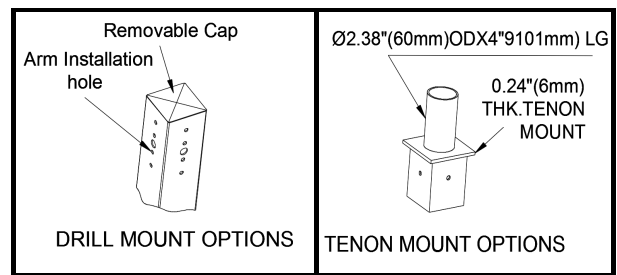
**ORDERING EXAMPLE: WSD-10FT4-11G-D-T**

<b>WSD</b>	<b>10FT</b>	<b>4</b>	<b>11G</b>	<b>D</b>	<b>T</b>
<b>Company</b>	<b>Height</b>	<b>Size</b>	<b>Wall Thickness</b>	<b>Finish</b>	<b>Mounting</b>
<b>WISDOM</b>	<b>10FT</b> (3.0M) <b>15FT</b> (4.6M) <b>20FT</b> (6.1M) <b>25FT</b> (7.6M) <b>30FT</b> (9.1M)	<b>4</b> (4X4in.) <b>5</b> (5X5in.)	<b>11</b> (11gauge)	<b>D</b> Dark Bronze	2.5 inch adapter

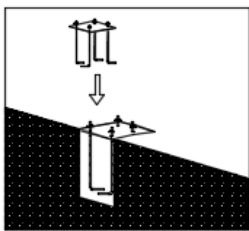
**Fixture Configurations:**



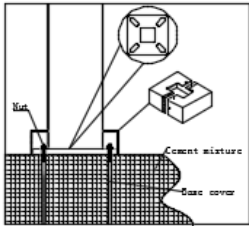
**Light pole top:**



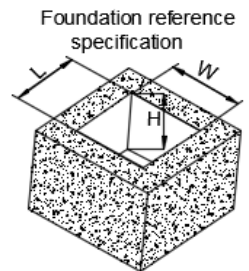
**Installation:**



1. Dig a hole in the installation position of the lamp pole. Fixed four fastener fittings according to the hole position of lamp pole and poured with cement concrete. (as shown in the figure)



2. Align the four bolts of the lamp pole to the mounting hole of the lamp pole. After fixing the lamp pole with a nut, install a protective cover at the lower end of the lamp pole. (as shown in the figure)



Specifications	L	W	H
10-15FT	19.69" (500mm)	19.69" (500mm)	23.62" (600mm)
20-25FT	23.62" (600mm)	23.62" (600mm)	27.56" (700mm)
30FT	27.56" (700mm)	27.56" (700mm)	27.56" (700mm)

