


Date: _____ Location: _____
 Product: _____ Project: _____
 Quantity: _____ Catalog #: _____

LED Multi CCT Type B Series



FEATURES

- Default CCT: 6,500K
- Type B Double Ended
- Low thermal decay & maintenance
- No Mercury or UV
- IP20 rated
- Suitable for enclosed fixtures
- 50,000 hours lifetime

SUITABLE APPLICATIONS

- Commercial buildings
- Hotels
- Conference rooms
- Schools
- Supermarkets
- Factories
- Hospitals
- Office Buildings
- Airports

CONSTRUCTION:

Glass body and soft light.

OPTICAL SYSTEM:

Bridgelux 2835 LED chips. 240° beam angle

WARRANTY:

5-year limited warranty. Actual performance may differ as a result of end-user environment and application.

ELECTRICAL:

Available as 120-277V input. double ended is available which can be compatible with shunted or non-shunted sockets. -20°C to 45°C, -4°F to 113°F.

INSTALLATION & MOUNTING:

Type B double ended.



MODEL NUMBER	SIZE	WATTAGE	LUMENS	EFFICACY	CRI	POWER FACTOR	THD	REPLACES
LOC-2FTT8-7WMCCT(30/35/40/50/65) B	2FT	7W	1,000LM	142LM/W	80	0.9	20%	W
LOC-3FTT8-11WMCCT(30/35/40/50/65) B	3FT	11W	1,500LM	136LM/W	80	0.9	20%	W
LOC-4FTT8-15WMCCT(30/35/40/50/65) B	4FT	15W	2,200LM	147LM/W	80	0.9	20%	W

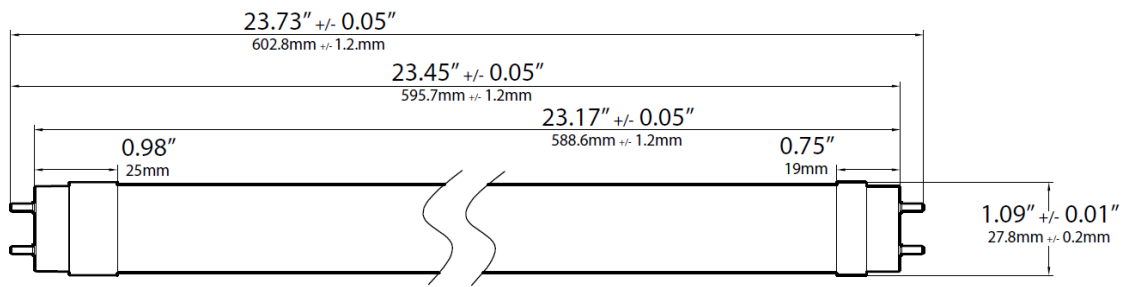
DLC Product ID:

- LOC-2FTT8-7WMCCT(30/35/40/50/65) B – S-L10HB
- LOC-3FTT8-11WMCCT(30/35/40/50/65) B – S-X1ROYE
- LOC-4FTT8-15WMCCT(30/35/40/50/65) B – S-T8S7IN

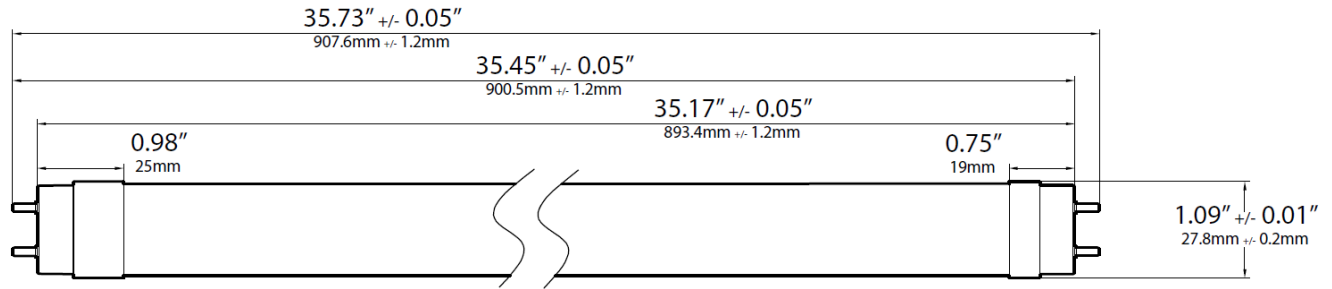
Series	Type	Wattage	CCT Options	Lens	Power
LOC-#FTT8	2 Foot 3 Foot 4 Foot	7W 11W 15W	3,000K 3,500K 4,000K 5,000K 6,500K	Frosted	Type B

MEASUREMENTS


2 Foot Model



3 Foot Model



4 Foot Model



MODEL	QUANTITY	WEIGHT	UPC CODE
LOC-2FTT8-7WMCCT(30/35/40/50/65) B	1	lbs	00810050942348
LOC-3FTT8-11WMCCT(30/35/40/50/65) B	1	lbs	00810050942355
LOC-4FTT8-15WMCCT(30/35/40/50/65) B	1	lbs	00810050942362