

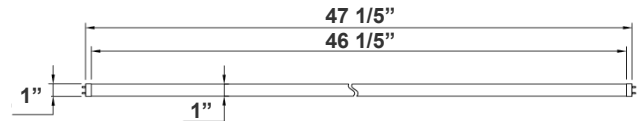
T8 SERIES

COMMERCIAL INDOOR LIGHTING

WESTGATE
THE FUTURE IS HERE...AND IT'S QUITE BRIGHT!

- T8-EZ6-GS-4FT-18W-30K-C
- T8-EZ6-GS-4FT-18W-35K-C
- T8-EZ6-GS-4FT-18W-40K-C
- T8-EZ6-GS-4FT-18W-50K-C

Customer Name: _____
Project Name: _____
Note: _____ | Type: _____



Crystal Glass T8 Tube switches from fluorescent tubes to LED, giving more cost efficiency by providing the same amount of lumen output with less energy consumption. Type B single end and Type A+B are designed for different retrofit projects. 350° beam angle glass The LED tube offers a soft and bright light distribution. Stable quality out of mass automated production.

47 1/5"(L) X 1" (D)

Features

- Type B, AC Direct (Ballast Override)
- Connect One End or Both Ends (Dual Function)
- 5-Year Warranty
- Glass Lens

Technical Specifications

Electrical:

- Voltage: 120-277V; 50/60Hz AC
- Power Factor: >0.90
- THD: <20%
- Wattage: 18W
- Efficacy: 120 LPW

Lighting:

- Dimming: Non Dimmable
- Total Lumens: 2160LM
- Color Temperatures: 3000K/3500K/4000K/5000K
- Color Rendering Index: CRI ≥ 80
- Beam Angle: 120°
- Rated life: 50,000 hrs

Mechanical:

- Base Type: G13
- Glass tube: Better Transparency and Thermal Conductivity than Plastic
- Clear Glass
- Ambient Operating Temperature: -13°F to 113°F
- IP Rating: IP20 (Indoor)

Applications:

- Direct Fit 4 T8 LED tubes do not burn out easily and provide bright and even lighting to schools, office spaces, retail stores and storage rooms.

Other Models:

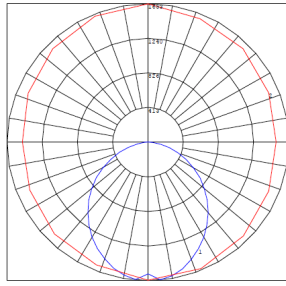
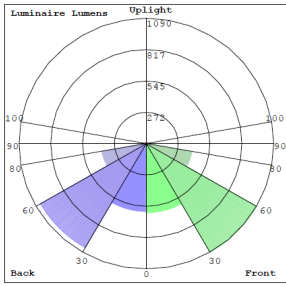
- 18W | 2160LM | T8-EZ6-GS-4FT-18W-30K-F
- 18W | 2160LM | T8-EZ6-GS-4FT-18W-35K-F
- 18W | 2160LM | T8-EZ6-GS-4FT-18W-40K-F
- 18W | 2160LM | T8-EZ6-GS-4FT-18W-50K-F



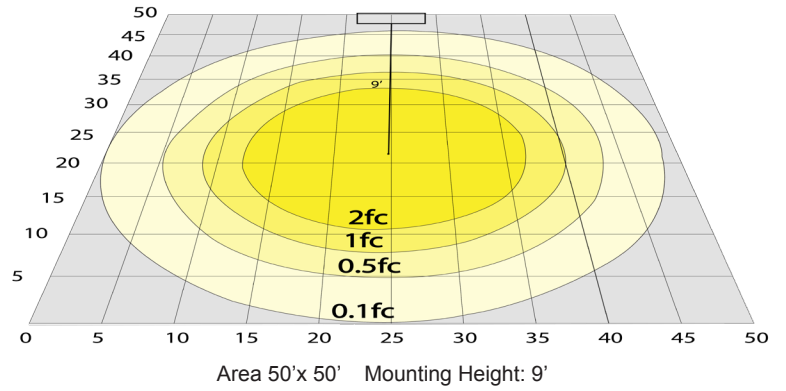
Phone: (877) 805-2252 | Fax: (877) 805-2252
www.westgatemfg.com | www.westgatecontrols.co



Photometrics: T8-EZ6-GS-4FT-18W



BUG Rating: B2-U2-G1



Other Views:



Close-up View



Front View



Socket View

Performance Table: T8-EZ6-GS-4FT-18W

MODEL NO.	Wattage	Voltage	Lumens	Color Temp.	BUG Rating	LPW
T8-EZ6-GS-4FT-18W-30K-C	18W	120-277V	2160LM	3000K	B2-U2-G1	120
T8-EZ6-GS-4FT-18W-35K-C	18W	120-277V	2160LM	3500K	B2-U2-G1	120
T8-EZ6-GS-4FT-18W-40K-C	18W	120-277V	2160LM	4000K	B2-U2-G1	120
T8-EZ6-GS-4FT-18W-50K-C	18W	120-277V	2160LM	5000K	B2-U2-G1	120

Sample Ordering

Model Material Size Watt Color Temp. Lens Type

T8 - EZ6 - GS - 4FT - 18W - [] - C

30K = 3000K
 35K = 3500K
 40K = 4000K
 50K = 5000K

Example:

1. T8-EZ6-GS-4FT-18W-30K-C

(FOR 18W 3000K T8 4FT TUBE LAMP 120-277V)


WIRING DIAGRAM:



Other Models: T8-EZ6-GS-4FT-18W-F (Frosted Model)



Close-up View



Front View



Socket View