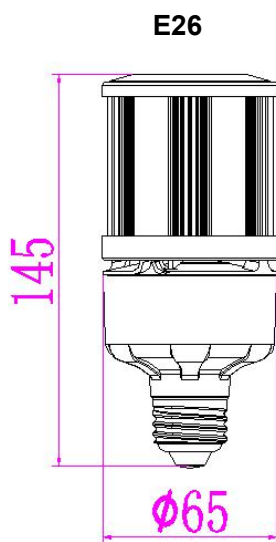




DIMENSIONS



NOTICE FOR USER

- Please turn off power before install or change assembly parts.
- The input voltage and lamps should be matched, after connecting the power line, Please make sure the wiring section is insulated.
- Make sure to remove or bypass the ballast in the fixtures before install the lamps.
- Suitable for damp locations. Do not use with dimmers.
- Suitable for use in enclosed luminaires, min. lamp compartment dimensions: 310*190*190MM.
- No-professionals, must not install and disassemble the lamps.

P/N: AST-CLW07E-018WXYA1-acK

Note:

AST= Company name

CLW07E = Product series, LED Corn Light

018W = Rating Power

X = LED manufacturer, B=Lumileds, E=SAMSUNG

Y = Cover type, X=C, for Clear cover;

X=F, for Frosted cover

A1 = Version number

a=represent the lamp base type, can be "E" for E39, "EX" for EX39, BLANK for E26,

c=represents CCT, can be two digital.

ADVANTAGE

- UL cUL certificate.
- E26 lamp base.
- 360 degree lighting.
- Can be with clear or frosted cover.
- IP65 Waterproof Rating.
- Big heat sink, NO fan.
- Internal driver, input voltage AC100-277V.
- Meet 6KV surge immunity level
- Sealant pouring for whole driver and lamp plastic housing.
- Long lifespan and good heat dissipation.
- Direct replacement for Metal Halide, easy installation.
- Fits many different fixtures to replace traditional lamps.

APPLICATION

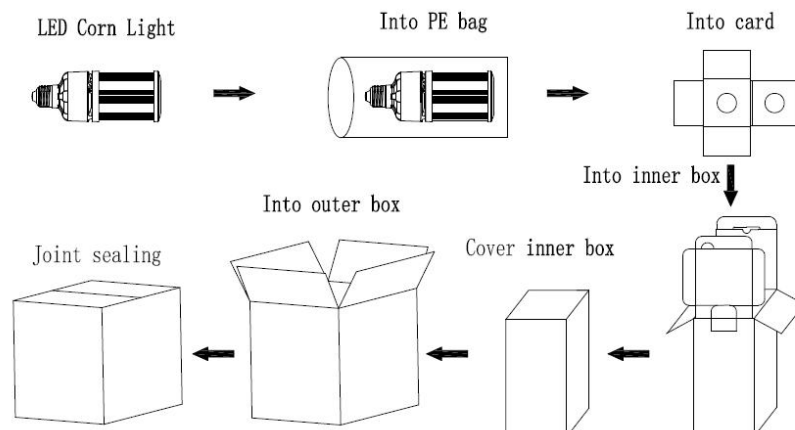
- Widely used in supermarket, warehouse, garage, home, office, hotel, hospital, school, street, garden etc.

SPECIFICATIONS

OPTICAL	Input Power	18W
	Lumen	2430-2610 LM (Clear) / 2160-2340 LM (Frosted)
	Lumen Efficacy	135-145LM/W (Clear) / 120-130 LM/W (Frosted)
	Color Temperature	2700-6500K
	CRI	>80
	Viewing Angle	360 Degree
ELECTRICAL	Input Voltage	100-277VAC 50/60Hz
	PF	≥0.9
	THD	≤20%
	Equivalent	42W CFL, 70W MHL/HPS/HID
MATERIALS	LED Brand	Lumileds /SAMSUNG
	LED Type	SMD2835
	LED QTY	64 PCS
	Housing	PC + Aluminum
	Housing Color	Any colour
	Cover	Clear / Frosted
	Waterproof Rating	IP65
OTHERS	Operating Temperature	-40°C TO 45°C
	Operating Humidity	20%-70% RH
	Storage Temperature	-40°C TO 80°C
	Storage Humidity	10%-75% RH
	Warranty Time	5 Years

PACKAGE

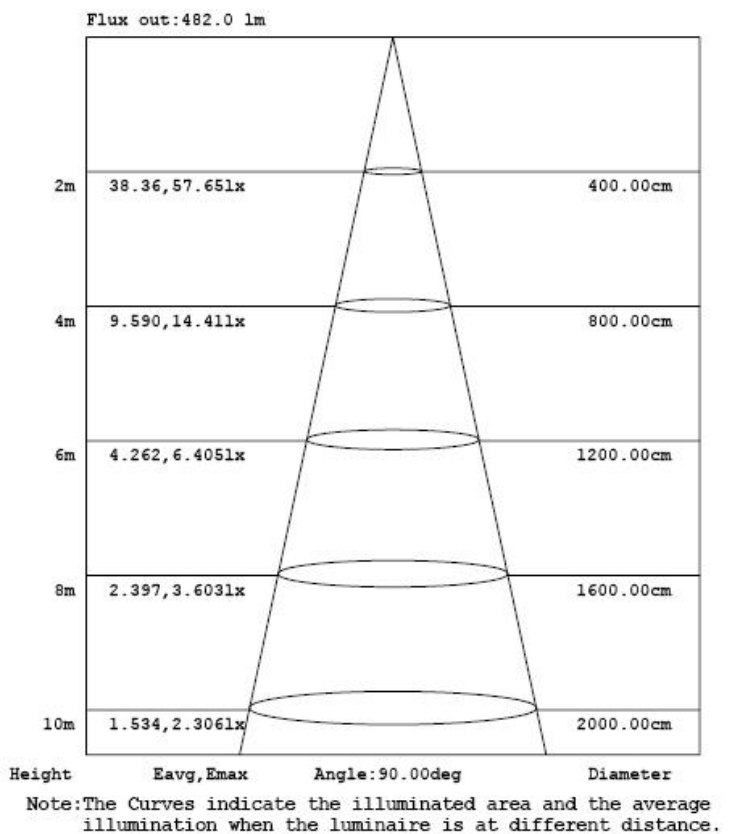
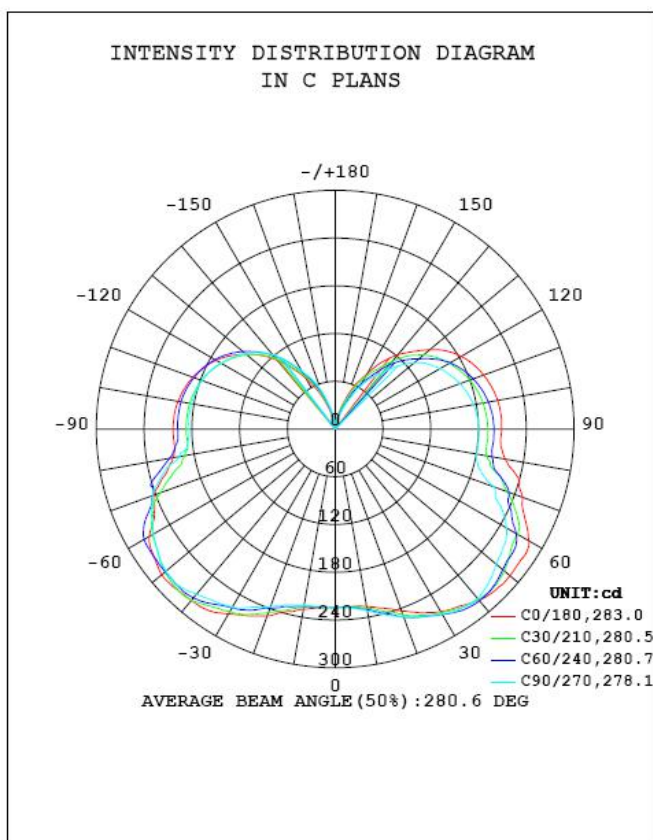
	Size	Qty / Carton	Net Weight / Carton	Gross Weight / Carton
Inner box	175*70*70 MM	1 PC	0.28 KG	0.34 KG
Outer box	300*230*370MM	24 PCS	6.72KG	9.3KG



LIGHT DISTRIBUTION TESTING PARAMETERS

Remark: The testing data comes directly from the product test.

DATA OF LAMP		PHOTOMETRIC DATA Eff: 143.12 lm/W			
MODEL		I _{max} (cd)	286.9	η street_up (%)	18.2
NOMINAL POWER (W)	18	LOR (%)	100.0	η street_down (%)	30.8
RATED VOLTAGE (V)	120	TOTAL FLUX (lm)	2447	η house_up (%)	19.3
NOMINAL FLUX (lm)	2447.33	MAXIMUM @ (C, γ)	0,48.0	η house_down (%)	31.6
LAMPS INSIDE	1	η up (%)	37.5	76 FLASHAREA (m ²)	0.05000
TEST VOLTAGE (V)	120	η down (%)	62.5	SLI	20.101



TROUBLE SHOOTINGS

Troubles	Check points
Flickering of the light	Turn off the power and turn on again in 3 minutes. If same phenomena occur, then call agencies.
Out of working	Please check the connection.