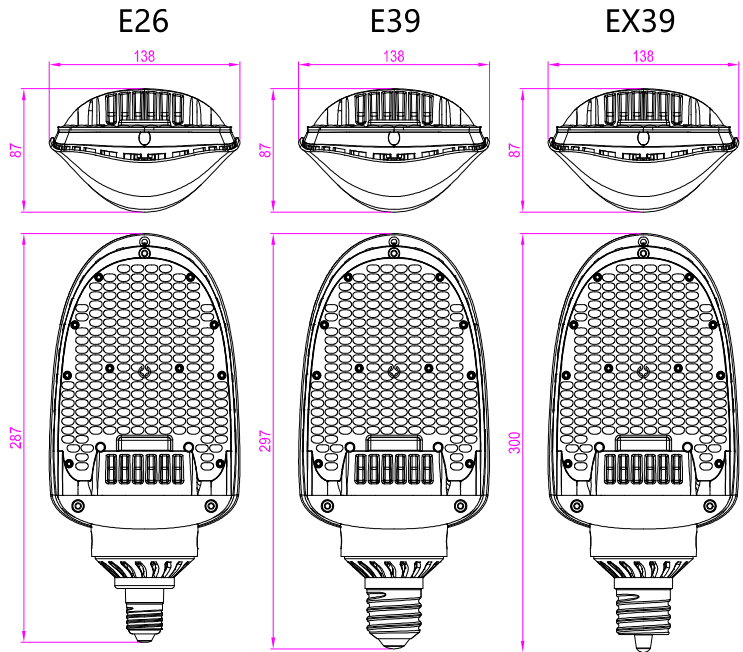




TECHNICAL DATA SHEET



NAME: LED Retrofit Kit

P/N: SNC-CLH-54W1A1Y

Note : The Letter Y in P/N stands for Lamp base type, BLANK for E26 lamp base, "-E" for E39 lamp base, "-EX" for EX39 lamp base.

Advantage

- UL、CUL、DLC certificate
- PHILIPS LUMILEDS chip, high CRI.
- 90*150 degree, TYPE III.
- Internal driver, input voltage AC100-277V.
- E26、E39、EX39 lamp base.
- Lamp Base: 270 degree rotated.
- Automatically Power-Reducing Function: Power reduces gradually when driver's temperature reaches 50°C. When the heat sink of led reaches 90°C, there will no power reduction any more. And power will reduce to 70% of the origin.
- New style and high efficient wide-range input.
- Long lifespan and good heat dissipation.
- Direct replacement for Metal Halide, easy Installation.
- Fits many different fixtures to replace traditional lamps.



Application

LED Retrofit Kit make it simple to replace: parking lot lighting, shoebox lighting, street lighting, flood lighting, wall pack lighting, and canopy lighting etc.



TECHNICAL DATA SHEET

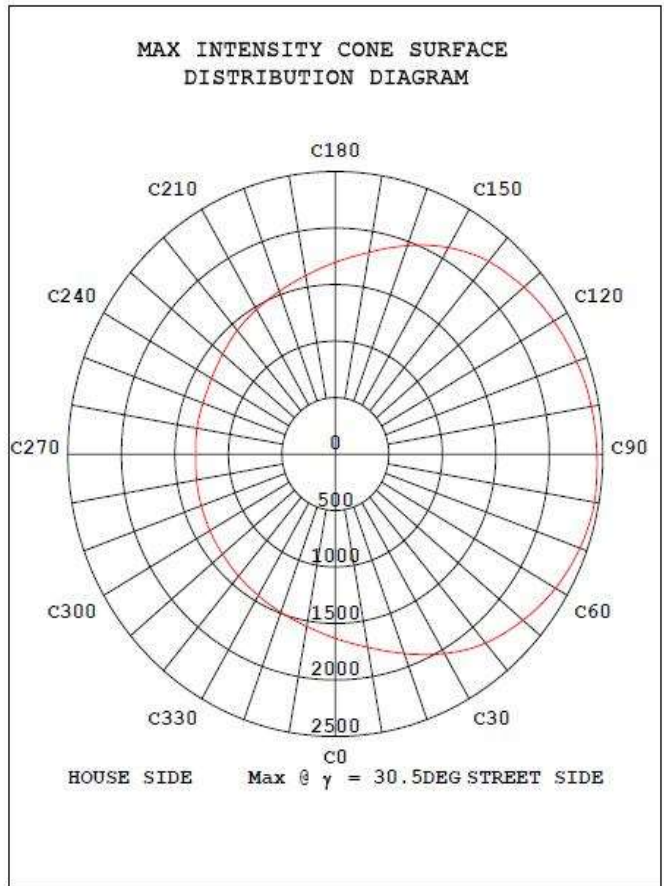
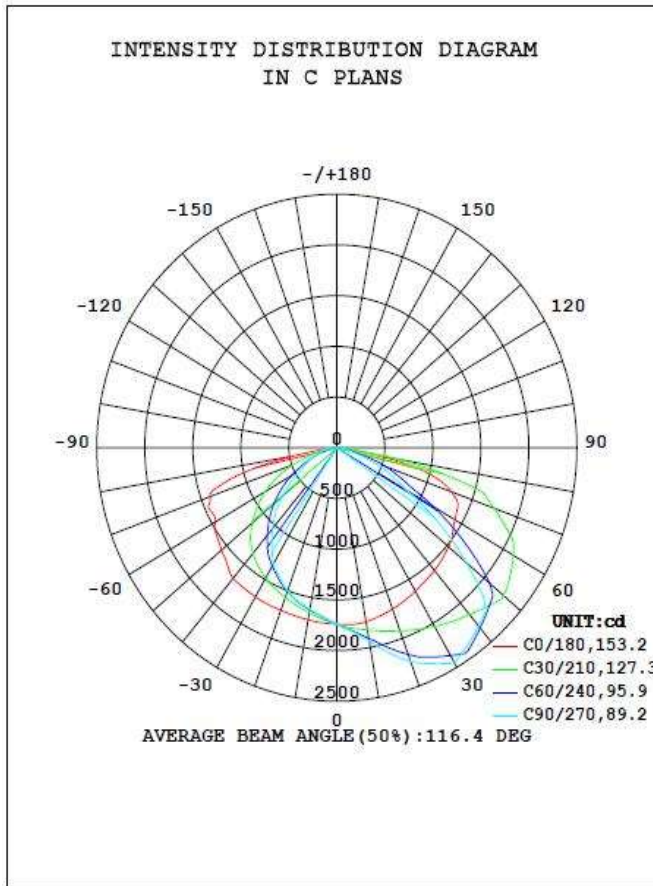
PRODUCT SPECIFICATIONS			
Product name	LED Retrofit Kit		
Part No	SNC-CLH-54W1A1	SNC-CLH-54W1A1-E	SNC-CLH-54W1A1-EX
Lamp Base	E26	E39	EX39
Dimension	287*138*87 MM	297*138*87 MM	300*138*87 MM
Technical Characteristic			
Color temperature	2700-6500K		
CRI	> 70		
Lumen	6200-7000 LM		
Lumen Efficacy	115-130 LM/W		
Input Power	54W		
Viewing Angle	90*150degree(TypeⅢ)		
Input Voltage	AC100-277V 50/60Hz		
PFC	>0.9		
Equivalent	120W CFL , 175W MHL/HPS/HID		
Waterproof Rating	IP51		
MATERIALS			
LED Brand	PHILIPS LUMILEDS		
LED Type	LUXEON 3030 2D (1.5W)		
LED QTY	112 PCS		
Housing	Magnesium Alloy+AL+PC		
Housing color	Black+Silver		
OTHERS			
Operating Temperature	-20°C TO 45°C		
Operating Humidity	20%-70% RH		
Storage Temperature	-30°C TO 80°C		
Storage Humidity	10%-75% RH		
Application	Shoebboxes, streetlights, floodlights, wall packs, and canopies		
Safety Certification	UL、 CUL、 DLC		
Warranty Time	5 Years		



TECHNICAL DATA SHEET

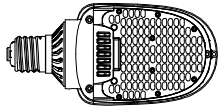
Remark: The testing data comes directly from the product test.

DATA OF LAMP		PHOTOMETRIC DATA Eff: 123.65 lm/W			
MODEL		I _{max} (cd)	2458	η street_up (%)	0.0
NOMINAL POWER (W)	54	LOR (%)	100.0	η street_down (%)	63.8
RATED VOLTAGE (V)	120	TOTAL FLUX (lm)	6697	η house_up (%)	0.0
NOMINAL FLUX (lm)	6696.84	MAXIMUM @ (C, γ)	80,30.5	η house_down (%)	36.2
LAMPS INSIDE	1	η up (%)	0.0	76 FLASHAREA (m2)	0.05000
TEST VOLTAGE (V)	120	η down (%)	100.0	SLI	22.175

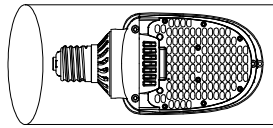


Package

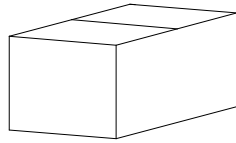
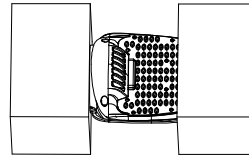
LED Retrofit Kit



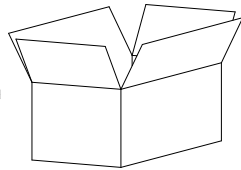
Into PE bag



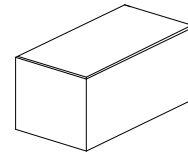
Into EPE



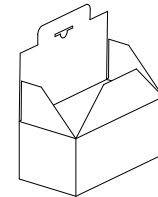
Joint sealing



Into outer box



Cover inner box

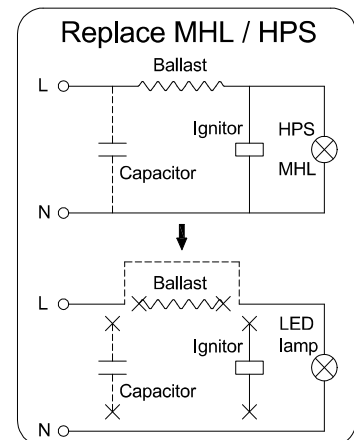
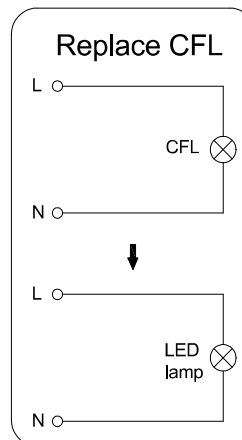


Into inner box

	Size	Qty/ Carton	Net Weight/ Carton	Gross Weight/ Carton
Inner box	340*160*110 MM	1 PC	1.23 KG	1.46 KG
Outer box	660*355*240 MM	8 PCS	9.8 KG	12.7 KG

Notice For User

- Please turn off power before install or change assembly parts.
- The input voltage and lamps should be matched, after connecting the power line, please make sure the wiring section is insulated.
- Make sure to remove or bypass the ballast in the fixtures before install the lamps.
- Suitable for damp locations. Do not use with dimmers.
- Suitable for use in enclosed luminaires, min. lamp compartment dimensions: 420*210*210MM.
- No-professionals, must not install and disassemble the lamps.



Trouble Shootings

Troubles	Check points
Flickering of the lamps	Turn off the power and turn on again in 3 minutes. If same phenomena occur, then call agencies
Out of working	Please check the connection