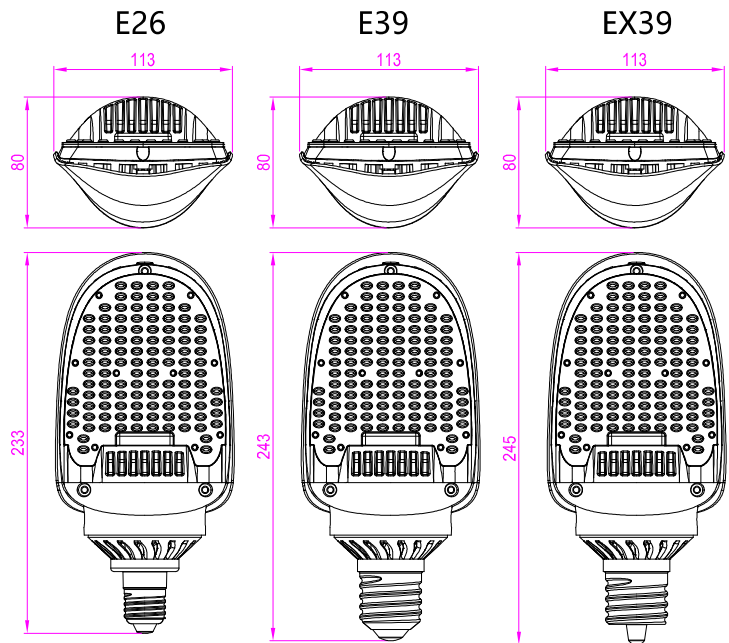




TECHNICAL DATA SHEET



NAME: LED Retrofit Kit

P/N: SNC-CLH-27W1A1Y

Note : The Letter Y in P/N stands for Lamp base type, BLANK for E26 lamp base, "-E" for E39 lamp base, "-EX" for EX39 lamp base.

Advantage

- UL, CUL, DLC certificate
- PHILIPS LUMILEDS chip, high CRI.
- 90*150 degree, TYPE III.
- Internal driver, input voltage AC100-277V.
- E26, E39, EX39 lamp base.
- Lamp Base: 270 degree rotated.
- New style and high efficient wide-range input.
- Long lifespan and good heat dissipation.
- Direct replacement for Metal Halide, easy Installation.
- Fits many different fixtures to replace traditional lamps.



Application

LED Retrofit Kit make it simple to replace: parking lot lighting, shoebox lighting, street lighting, flood lighting, wall pack lighting, and canopy lighting etc.



TECHNICAL DATA SHEET

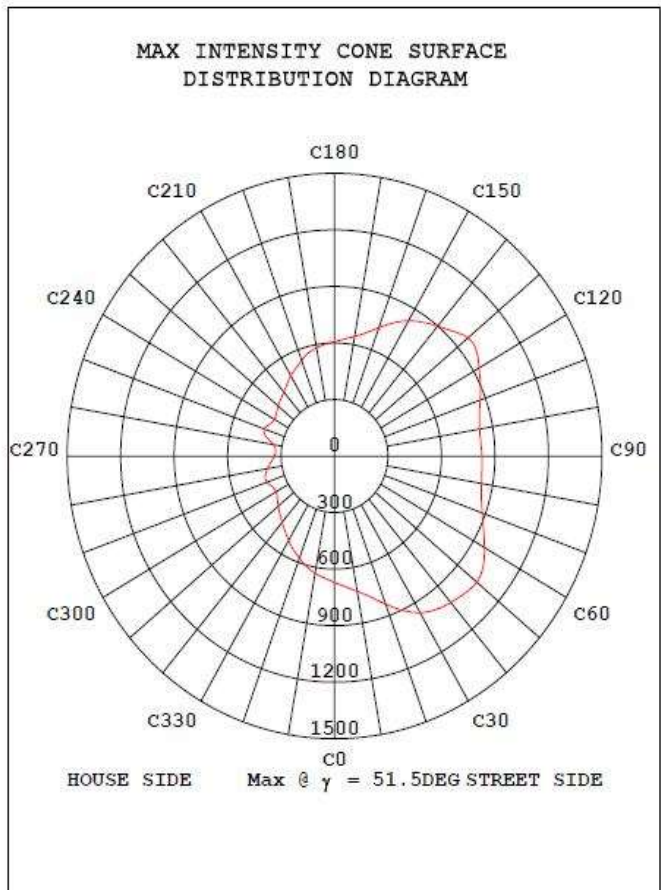
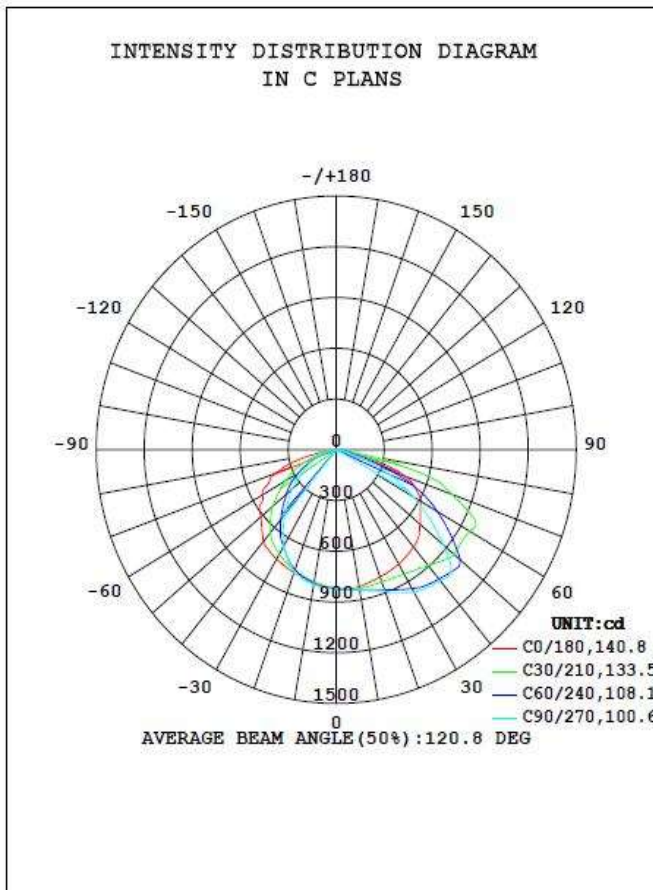
PRODUCT SPECIFICATIONS			
Product name	LED Retrofit Kit		
Part No	SNC-CLH-27W1A1	SNC-CLH-27W1A1-E	SNC-CLH-27W1A1-EX
Lamp Base	E26	E39	EX39
Dimension	233*113*80 MM	243*113*80 MM	245*113*80 MM
Technical Characteristic			
Color temperature	2700-6500K		
CRI	> 70		
Lumen	3100-3500 LM		
Lumen Efficacy	115-130 LM/W		
Input Power	27W		
Viewing Angle	90*150degree(TypeⅢ)		
Input Voltage	AC100-277V 50/60Hz		
PFC	>0.9		
Equivalent	60W CFL , 100W MHL/HPS/HID		
Waterproof Rating	IP51		
MATERIALS			
LED Brand	PHILIPS LUMILEDS		
LED Type	LUXEON 3030 2D (1.5W)		
LED QTY	56 PCS		
Housing	Magnesium Alloy+AL+PC		
Housing color	Black+Silver		
OTHERS			
Operating Temperature	-20°C TO 45°C		
Operating Humidity	20%-70% RH		
Storage Temperature	-30°C TO 80°C		
Storage Humidity	10%-75% RH		
Application	Shoebboxes, streetlights, floodlights, wall packs, and canopies		
Safety Certification	UL、 CUL、 DLC		
Warranty Time	5 Years		



TECHNICAL DATA SHEET

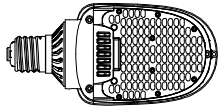
Remark: The testing data comes directly from the product test.

DATA OF LAMP		PHOTOMETRIC DATA Eff: 119.92 lm/W			
MODEL		I _{max} (cd)	1041	η street_up (%)	0.0
NOMINAL POWER (W)	27	LOR (%)	100.0	η street_down (%)	61.8
RATED VOLTAGE (V)	120	TOTAL FLUX (lm)	2976	η house_up (%)	0.0
NOMINAL FLUX (lm)	2975.55	MAXIMUM @ (C, γ)	50, 51.5	η house_down (%)	38.2
LAMPS INSIDE	1	η up (%)	0.0	76 FLASHAREA (m2)	0.05000
TEST VOLTAGE (V)	120	η down (%)	100.0	SLI	19.363

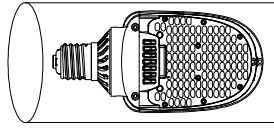


Package

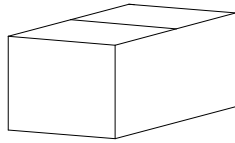
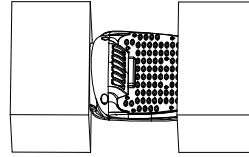
LED Retrofit Kit



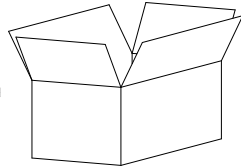
Into PE bag



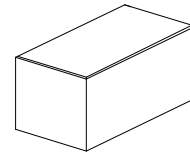
Into EPE



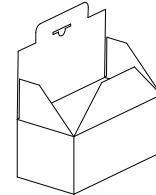
Joint sealing



Into outer box



Cover inner box

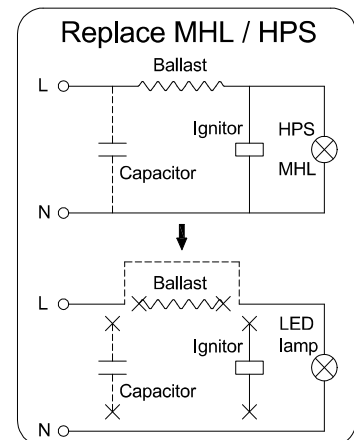
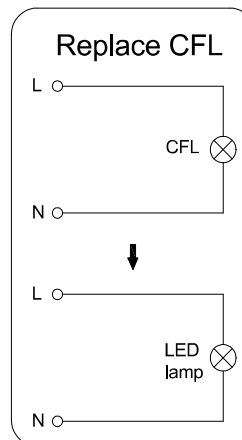


Into inner box

	Size	Qty/ Carton	Net Weight/ Carton	Gross Weight/ Carton
Inner box	290*135*105 MM	1 PC	0.72 KG	0.88 KG
Outer box	560*305*230 MM	8 PCS	5.7 KG	7.8 KG

Notice For User

- Please turn off power before install or change assembly parts.
- The input voltage and lamps should be matched, after connecting the power line, please make sure the wiring section is insulated.
- Make sure to remove or bypass the ballast in the fixtures before install the lamps.
- Suitable for damp locations. Do not use with dimmers.
- Suitable for use in enclosed luminaires, min. lamp compartment dimensions: 340*200*200MM.
- No-professionals, must not install and disassemble the lamps.



Trouble Shootings

Troubles	Check points
Flickering of the lamps	Turn off the power and turn on again in 3 minutes. If same phenomena occur, then call agencies
Out of working	Please check the connection