



P/N: AST-CLH01B-115W B3A1-acK

Note:

CLH01B = Product series, LED Area Lamp

115W = Rating Power

B = LED manufacturer, "B" for LUMILEDS

3= diffuser types: "3" for 90\*150degree type3

A1 = Version number

a= the lamp base type, the "a" represent the lamp base type, can be "E" for E39, "EX" for EX39

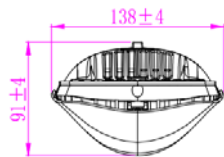
cK= represents CCT, can be two digital.

30K=3000K, 35K=3500K, 40K=4000K,

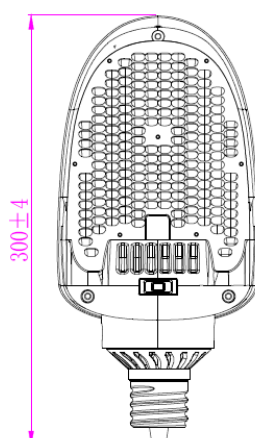
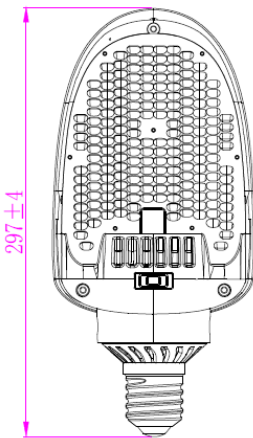
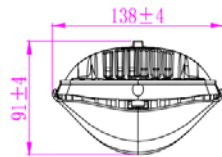
45K=4500K, 50K=5000K, 57K=5700K, 65K=6500K.

## DIMENSIONS

**E39**



**EX39**



## NOTICE FOR USER

- Please turn off power before install or change assembly parts
- The input voltage and lamps should be matched, after connecting the power line, Please make sure the wiring section is insulated
- No-professionals, must not install and disassemble the lamps
- Suitable for damp locations. Do not use with dimmers
- Make sure to remove or bypass the ballast in the fixtures before install the lamps
- Suitable for use in enclosed luminaires, min. lamp compartment dimensions: 440\*260\*260MM

## ADVANTAGE

- UL cUL DLC-V5.1(Standard) certificate
- E39 EX39 lamp base.
- Big heat sink, With fan
- Internal driver, input voltage AC120-277V 0-10V dimming .
- Wattage adjustable options are available, segmented wattage adjustable
- Meet 4KV surge immunity level
- Long lifespan and good heat dissipation
- Direct replacement for Metal Halide, easy installation
- Fits many different fixtures to replace traditional lamps
- Operating ambient temperature can up to 50 degree
- Rotatable to make sure the luminous direction of led area lamp is consistent with the outside fixture

## APPLICATION

- Replacement Lamps for Outdoor Pole/ Arm-mounted Area and Roadway Luminaires(UL Type B)

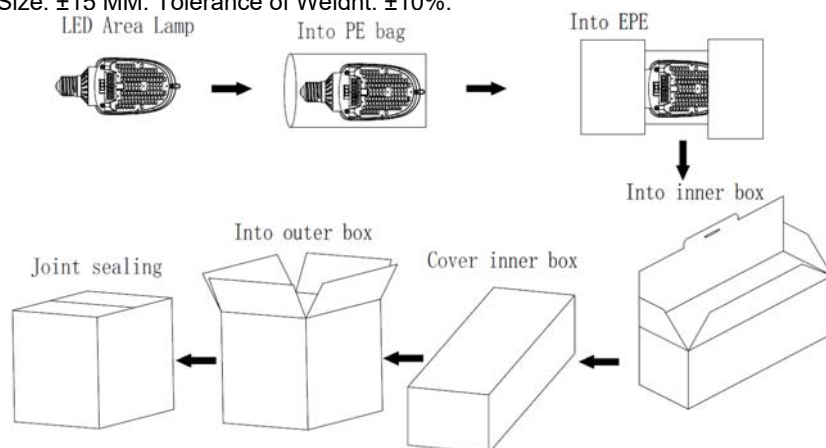
## SPECIFICATIONS

<b>OPTICAL</b>	Input Power (Tolerance : ±10%)	115W(75W95W/115W via switch)						
	Color Temperature	3000K	3500K	4000K	4500K	5000K	5700K	6500K
	Lumen (Tolerance : ±10%)-In Luminaires	12681LM	12806LM	12931LM	13056LM	13181LM	13306LM	13431LM
	Efficacy (Tolerance : ±3%)-In Luminaires	106LM/W	107LM/W	108LM/W	109LM/W	110LM/W	111LM/W	112LMm/W
	CRI	>80						
	Color Consistency	<6 Steps (or <6 SDCM)						
	Diffuser Type	TYPEIII						
	Beam Angle (50%) (Tolerance : ±25%)	115Degree						
<b>ELECTRICAL</b>	Input Voltage and Frequency	120-277VAC 50/60Hz						
	PF (Tolerance : -3%)	≥0.9						
	THD (Tolerance : +5%)	≤20%						
	Flicker Percent	<100%						
	Driver Surge protection	L-N: 4kV						
	Dimmable	0-10V dimming standard (through switch on the lamp)						
	Sensor Type	NO						
	Optional Accessory	NO						
	Equivalent	200W CFL, 400W MHL/HPS/HID						
<b>MATERIALS</b>	LED Brand	LUMILEDS						
	LED Type	SMD2835						
	LED QTY	196PCS						
	Housing	PC + Aluminum						
	Housing Color	Any colour						
	Waterproof Rating	DAMP (IP64)						
<b>OTHERS</b>	Operating Temperature	-40°C TO 50°C						
	Storage Temperature	-40°C TO 80°C						
	Operating Humidity	20%-70% RH						
	Storage Humidity	10%-75% RH						
	Warranty Time	5 years						

## PACKAGE

	Size	Qty / Carton	Net Weight / Carton	Gross Weight / Carton
Inner box	340*160*110 MM	1PCS	1.26KG	1.45KG
Outer box	660*360*245 MM	8PCS	10.1KG	12.6 KG

Tolerance of Outer Carton Size: ±15 MM. Tolerance of Weight: ±10%.



## LIGHT DISTRIBUTION TESTING PARAMETERS

Remark: The testing data comes from the product in luminaires.

### Luminaire Property

Luminaire Manufacturer:  
 Luminaire Category:  
 Lamp Catalog:  
 Number of Lamps:  
 Luminous Length (mm):  
 Luminous Height (mm):  
 Current: 1.026 A  
 Power Factor: 0.975

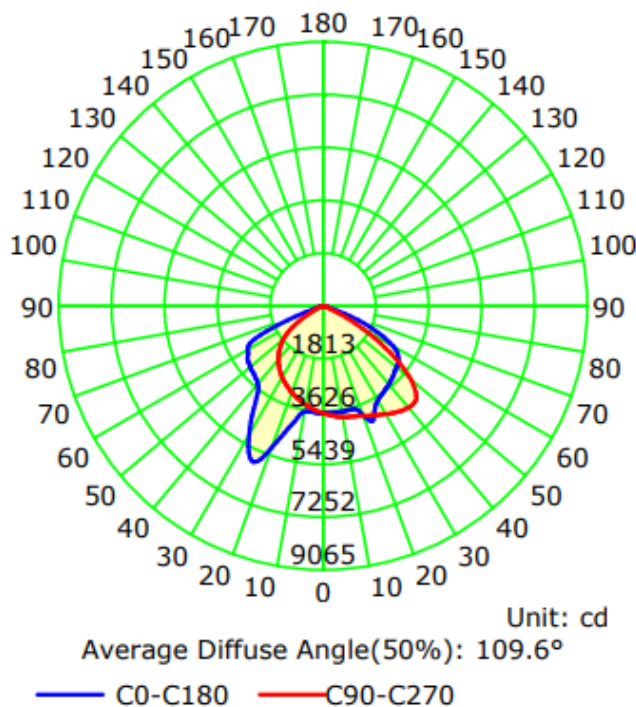
Luminaire Description:  
 Lamp Description:  
 Lumens per Lamp:  
 Luminous Width (mm):  
 Voltage: 120.0 V  
 Power: 119.95 W

### Photometric Results


IES Classification: Type II  
 Total Rated Lamp Lumens: 12681.2 lm  
 Efficiency: 100%  
 Upward Ratio: 0%  
 C0r0 Intensity: 3687.91 cd  
 Pos of Max. Intensity: H135 V32  
 Beam Angle(C0/C180,C90/C270,C45/C225,C135/315): 119.9, 99.3, 108.4, 63.9

Longitudinal Classification: Very Short  
 Measurement Flux: 12681.2 lm  
 Downward Ratio: 100%  
 Luminaire Efficacy Rating (LER): 105.77  
 Max. Intensity: 7252.45 cd

Luminous Intensity Distribution Curve



The Average Illuminance Effective Figure



### TROUBLE SHOOTINGS

Troubles	Check points
Flickering of the light	Turn off the power and turn on again in 3 minutes. If same phenomena occur, then call agencies.
Out of working	Please check the connection.