



PROJECT NAME

CATALOG NO.

TYPE

DATE

NOTE

LED VAPOR TIGHT

LVT Series

Linear Luminaires

DESCRIPTION

The Alphalite LVT series is a modern and versatile integrated LED solution that delivers long life and energy savings within a low profile design. The rugged housing and dedicated LED design offers advanced thermal management and protection against indoor and semi-outdoor environments.

APPLICATION

Applications include parking garage, canopy, car wash, cold storage, transportation, retail and other environments where moisture or dust may be present.

SPECIFICATION FEATURES

Construction

Non-Corrosive (PC) Polycarbonate housing with stainless steel spec grade hasps and clips will provide resistance to corrosion, rust and weathering. Performance-engineered, integral structure provides superior thermal management for long life and reliability. Housing and optics maintain IP65 and impact resistance IK08 rating. Tamper proof option available.

Electrical

Luminaire utilizes long life, high efficacy LEDs and a highly efficient, reliable LED driver. 120V-277V input voltage for increased versatility. Comes equipped with quick disconnect for compliance with US code. 0-10V dimming comes standard.

Mounting

Quick mounting clips included. Suitable for suspension mounting, surface mounting, Junction box mounting or pendant mounting.



Finish

Grey housing and frosted lens finish standard.

Optics

Highly efficient polycarbonate lens effectively reduces LED pix elation and diffuses light for less glare.

Controls / Dimming

Continuous dimming (0-10V) comes standard. Suitable for use with dimmers, sensors, and other control strategies to achieve deeper energy-savings and code compliance.

Certifications / Regulatory

UL listed. DLC QPL listed. All components have safety approvals. NSF rated for used in Splash Zones and Non-food Zones of Food Equipment.

Warranty

7-year limited warranty. See complete warranty terms for details.

Quick Ship Product

ORDERING INFORMATION

Sample Number: LVT-4L(45S)/840

LVT	4	H	8	40	(Blank)	(Blank)
Series	Form Factor	Lumen Package	CRI	CCT	Input Voltage	Dimming
LVT- LED Vapor Tight	2 - 2' 4 - 4' 8 - 8'	VL - Very Low Wattage L - Low Wattage H - High Lumen VH - Very High Lumen *see energy data for details	8 - 82+ CRI	35 - 3500K 40 - 4000K 50 - 5000K A - Adjustable CCT* (5000/4000/3500K) *available in 2ft and 4ft	(Blank) - 120V-277V C - 120V-347V	(Blank) - 0-10V

Options

Driver Options

CT - Cold temperature driver, -40°F-131°F (-40°C-55°C)

Accessories

TP - Tamper proof
ACC - Aircraft Cable Suspension Kit
PMK - Pendant Mounting Kit
WG - Wire guard(Required field installation

Controls

MMS - Integrated step dimming microwave motion sensor
LP(H/M/L)-INT - Limelight by Lutron Radio Module PCB and PIR Sensor Assembly (High/Medium/Low mounting height)
LRF-INT - Limelight by Lutron Radio Module PCB Assembly

Emergency Backup

(Lumen will maintain over the 90-minute duration)
EM700 - 700lm
EM1400 - 1400lm
EM2000 - 2000lm

SUMMARY

Input Voltage	120V-277V
Input Power	See energy data for details
Power Factor	> 0.95
THD (Max.)	10%
Efficacy	> 130 LPW
Delivered Lumens	See energy data for details
Controls/ Dimming	Full Range 0-10V dimming standard
Dimming Range	0-10V Continuous (10-100%)
CRI	> 83
CCT	3500K, 4000K, 5000K
Operating Temp.	-4 ~ +131 °F (-20 ~ +55 °C)
Rated Life ¹	70,000 hours

ENERGY PERFORMANCE DATA

Form Factor	Part No.	Rated Wattage (W)	Tested Wattage (W)	Delivered Lumens (lm)	Efficacy (lm/W)
2'	LVT-2L(25/20/15S2)	25/20/15	25/20/15	3250/2600/1950	130
4'	LVT-4L(35/25/18S2)	35/25/18	35/25/18	4550/3250/2340	130
	LVT-4VH(64/56/46S2)	64/56/46	64/56/46	8320/7280/5980	130
8'	LVT-8H(90/75/65S)	90/75/65	90/75/65	11790/9825/8515	131

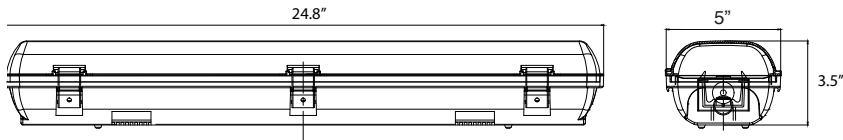
1. Rated life is based on Maintenance of lumen (L70) from LM-80 and TM-21. L70 is the hours of the fixture which dimmed to 70% of its original output.

PHYSICAL PARAMETERS

DIMENSION

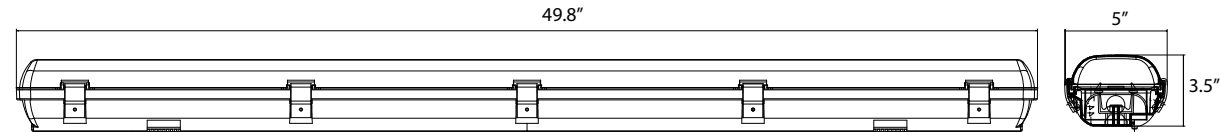
LVT-2

3.09 Lbs.



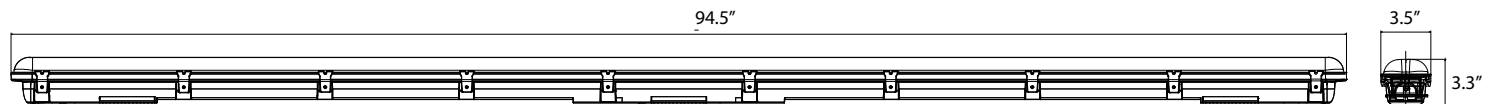
LVT-4

5.95 Lbs.



LVT-8

7.72 Lbs.



-DMMS/MMS control pre-commissioning

Sample Number: -MMS (5-3M-L3-S10M)

10	3M	L3	S10M	(Blank)
Detection Area 5 - 50% 1 - 10%	Hold Time 20M - 20 min. 3M - 3 min. 90S - 90 sec. 30S - 30 sec. 5S - 5 sec. N - ∞	Low Mode L5 - 50% L3 - 30% L2 - 20% L1 - 10%	Stand-by Period SN - ∞ S1H - 1 hr. S30M - 30 min. S10M - 10 min. S5M - 5 min. S5S - 5 sec. (Blank) - Disable	Daylight Sensor (Blank) - Disable D100 - 100 lux D50 - 50 lux D25 - 25 lux D10 - 10 lux D5 - 5 lux D2 - 2 lux
<p>Detection Area: Detection area can be reduced to fit precisely each application.</p> <p>Hold Time: The time period the luminaire remains at 100% illumination after no motion detected.</p> <p>Low Mode: The selected low light level after the hold time.</p> <p>Stand-by Period: The time period the luminaire remains at "Low Mode" before it completely switched off in the long absence of people. When set to "∞" mode, the low light level is maintained until motion is detected.</p> <p>Daylight Sensor: The sensor can be set to only allow the luminaire to illuminate below a defined ambient brightness threshold. When set to "Disable" mode, the daylight sensor will switch on the luminaire when motion is detected regardless of ambient light level.</p> <p>**Noted that daylight sensor is active only when the luminaire switches off**</p>				