

## LED T5 Type B MCCT Tube Family Series



### CONSTRUCTION:

Glass body with PET film, frosted lens and soft light, and G5 PC cap.

### OPTICAL SYSTEM:

LED chips. 180° beam angle

### WARRANTY:

5-year limited warranty. Actual performance may differ as a result of end-user environment and application.

### ELECTRICAL:

Available as 120-277V input.  
-20°C to 45°C, -4°F to 113°F

### INSTALLATION & MOUNTING:

Type B single or double ended.

### FEATURES

- Type B Single or Double Ended
- Default CCT: 6,500K
- Low thermal decay & maintenance
- No Mercury or UV
- IP20 rated
- NOT suitable for enclosed fixtures
- 50,000 hours lifetime

### SUITABLE APPLICATIONS

- Commercial buildings
- Hotels
- Conference rooms
- Schools
- Supermarkets
- Factories
- Hospitals
- Office Buildings
- Airports

### DLC Product ID:

- LOC-T54FT-24WMCCT(35/40/50/65)FD B –S-L2R0PD

\*\*\* Currently there is no DLC category for 2 Foot and 3 Foot T5 tubes.



### LOC-T52FT-12WMCCT(35/40/50/65)FD B

WATTAGE	MULTI CCT	LUMENS	EFFICACY	VOLTAGE	CRI	POWER FACTOR	THD	REPLACES
12W	3500K / 4000K / 5000K / 6500K	1,500LM	125lm/W	120-277V	80	0.9	20%	

### LOC-T53FT-18WMCCT(35/40/50/65)FD B

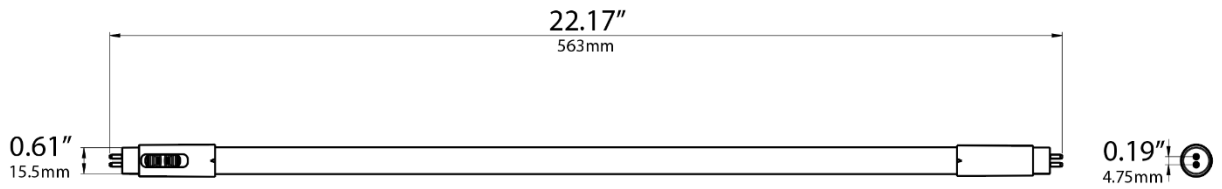
WATTAGE	MULTI CCT	LUMENS	EFFICACY	VOLTAGE	CRI	POWER FACTOR	THD	REPLACES
18W	3500K / 4000K / 5000K / 6500K	2,300LM	127.77lm/w	120-277V	80	0.9	20%	

### LOC-T54FT-24WMCCT(35/40/50/65)FD B

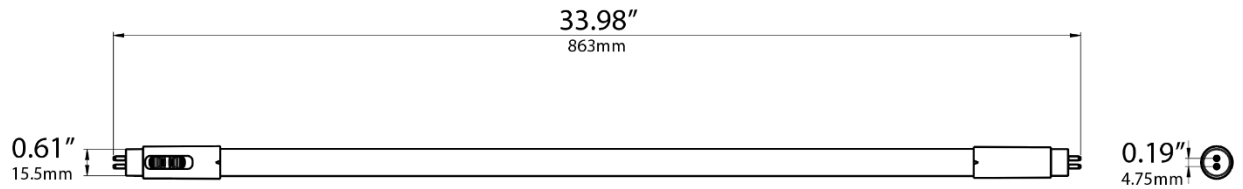
WATTAGE	MULTI CCT	LUMENS	EFFICACY	VOLTAGE	CRI	POWER FACTOR	THD	REPLACES
24W	3500K / 4000K / 5000K / 6500K	3,120LM	130lm/W	120-277V	83	0.9	20%	

# MEASUREMENTS

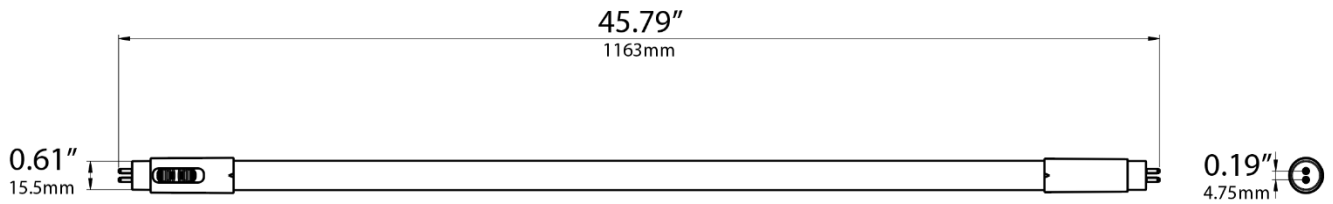
**2 Foot**



**3 Foot**



**4 Foot**



MODEL	QUANTITY	WEIGHT	UPC CODE
LOC-T52FT-12WMCCT(35/40/50/65)FD B	1	0.17 lbs	00810050943949
LOC-T53FT-18WMCCT(35/40/50/65)FD B	1	0.17 lbs	00810050943956
LOC-T54FT-24WMCCT(35/40/50/65)FD B	1	0.17 lbs	00810050943963