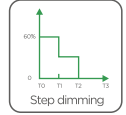



## LOC-L12-01

Microwave +  
daylight sensor



Hold time:  
30S-90S-5Min-10Min

Stand-by dim level  
0-20%-40%- 60%



### Features

- Adopting Doppler effect's theory, this module can detect micro movements, then to turn on/down the light according to your settings, to be more convenient and energy-saving.
- Stand by dimming 0-60% and hold time 30second-10Mins control LED lamp

### Specifications

Frequency	5.8GHz/375MHz	Detection range	Around Dia 10m
Voltage	15V DC +2V	Operating temperature	-20 ° C ~ +75 ° C
Output Voltage	0-10V	Storage temperature	-30 ° C ~ +80 ° C
Current	20mA	IP rating	IP20
Transmit power	1mW	Lifespan	5 years
Sensing angle	360°(Installation vertically)		

# Application



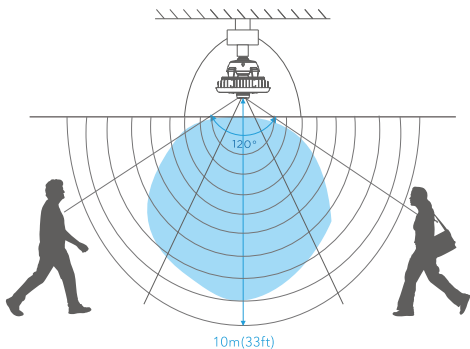
Multifunctional smart module



LED corn lamp  
GKS39-09/10 series




LED low/high bay  
GKH10-05 series



Sensor detection area( Diameter):

# 10m



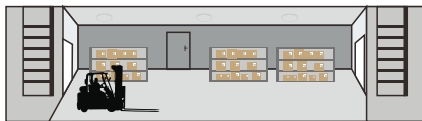
Corridor, stairwell, restrooms,  
courtyard or doorway



Parking lot



1. Turn on or plug in sensor module, after 20 seconds self-detection. If no motion is detected, all lamps will switch to set 0-60% brightness.




2. If any movement is detected from any direction, all lamps will be synchronously 100% light.



3. If no motion is detected in the detection zone, all lamps will be synchronously dimmed to set 0-60% light level after hold time 30s-10mins.



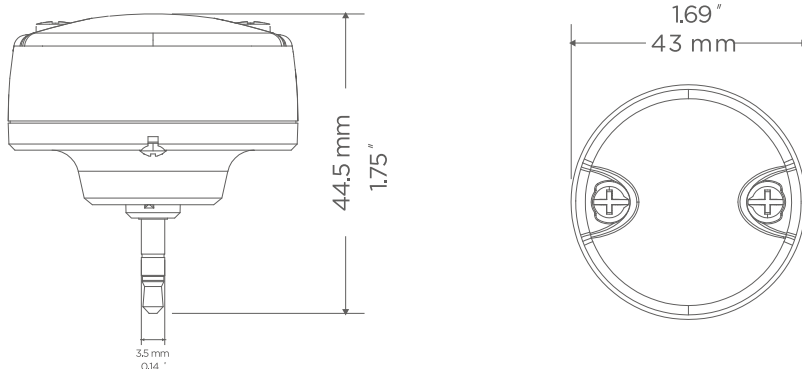
Gas station



Warehouse



## Dimensions



## Functions

- There will be a 20 second self-inspection after turning on each time.
- Time setting, is to set the time period length from the moment when the sensor is on (sensing some movements), to the moment it turned down automatically. Options are 30S;90S;5Min;10Min.
- Brightness level setting, is to set the brightness level of the light, when it turned down after not sensing any movements. Options are 0; 20%; 40%; 60%.

## Packing

Model	N.W(kg) lbs=kg x 2.2	G.W(kg) lbs=kg x 2.2	Box size(mm) x 0,0393=inch	Carton size(mm) x 0,0393=inch	QTY(PCS)	Quantity per carton
L12-01	0.021	0.031	44*44*46	236*246*280	1	150



- Outdoor using is not recommended, heavy rain will bring unintended activation;
- Sensing ability for movements with constant speed will be weaker;
- The installation position can not be closed to any vibration.