

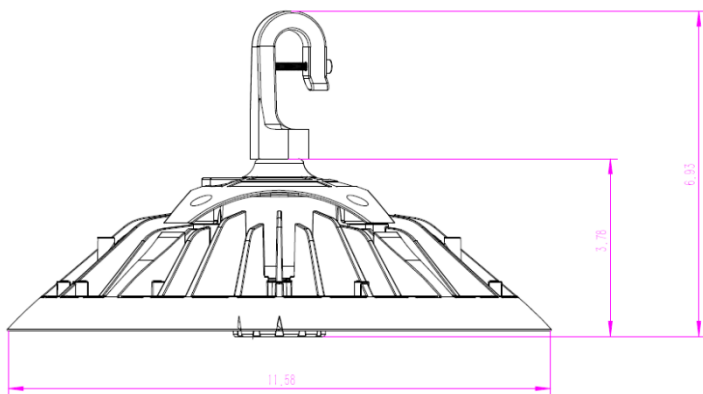
PRODUCT DESCRIPTION:

Great for general flood lighting, corridor lighting, security lighting, and roof top lighting. Applications: warehouse, stadiums, factories, supermarket, logistics center or exhibition halls etc.

FEATURES:

- Seoul SMD LED chips
- 2 Dimming Options: 0-10V or Integrated Motion Sensor
- Unique design – Color options black or white
- Fully sealed with an IP rating of 65
- Optional microwave sensor and emergency backup
- Easy installation and maintenance
- Corrosion & rust proof

DIMENSIONS:



80W High Bay

LOC-GDHB-80W50KD-LVMSC



SPECIFICATIONS:

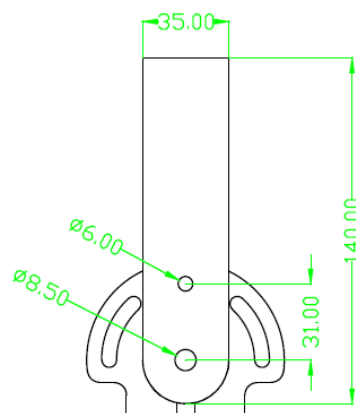
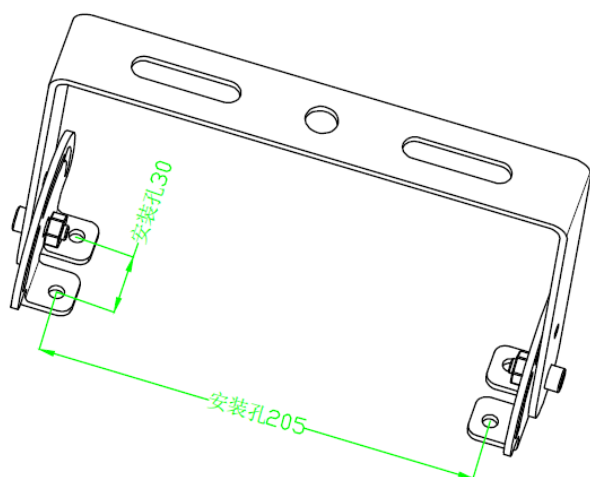
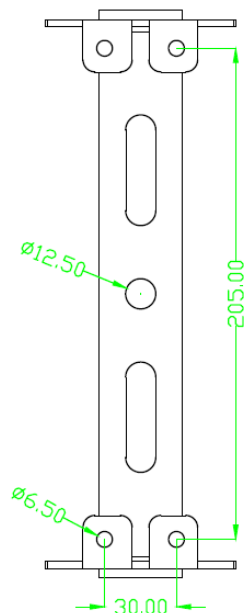
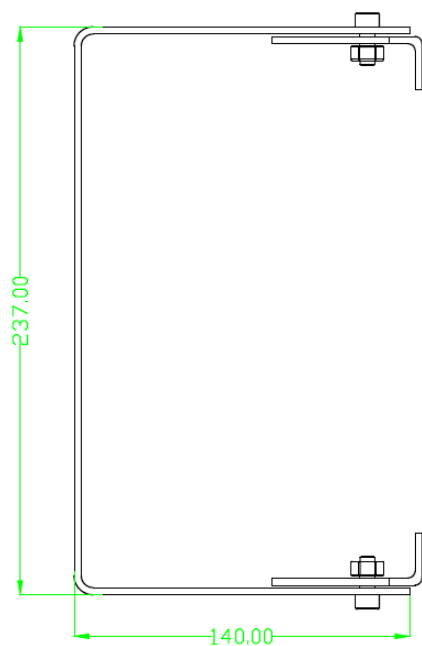
SPECIFICATION	Details
Model	LOC-GDHB-80W50KD-LVMSC
Input Wattage (W)	80W
Lumens Delivered (LM)	8,800LM
Efficacy (LM/W)	140LM/W
CRI	95
Lifespan	50,000 hours
Color Temperature	5,000K
Wattage Equivalent	175W – 250W HID
Dimmable	Yes.0
IP Rating	IP65
Beam Angle	60 or 120
Input Voltage	AC120V-277V
Power Factor	0.9
Housing	Aluminum
Lens	Clear
Mounting	Hook
Size	11.58" x 6.93"
Weight	lbs
THD	15%
Certification	
Operating Temperature	-40°C to 50°C
Environment	Outdoor
Warranty	5 years limited

* 4,000K is special order * White and green color is special order

OPTIONAL ACCESSORIES:



INSTALLATION MOUNT:



To reduce the risk of death, personal injury or property damage from fire, electric shock, falling parts, cuts/abrasions, and other hazards read all warnings and instructions included with and on the fixture box and all fixture labels.

Before installing, servicing, or performing routine maintenance upon this equipment, follow these general precautions.

Commercial installation, service and maintenance of luminaires should be performed by a qualified licensed electrician.

For The installation: If you are unsure about the installation or maintenance of the luminaires, consult a qualified licensed electrician and check your local electrical code.

To prevent wiring damage or abrasion, do not expose wiring to edges of sheet metal or other sharp objects.

Do not make or alter any open holes in an enclosure of wiring or electrical components during kit installation.

WARNING: RISK OF FIRE OR ELECTRICAL SHOCK

Turn off electrical power at fuse or circuit breaker box before wiring fixture to the power supply.

Turn off the power when you perform any maintenance.

Verify that supply voltage is correct by comparing it with the luminaire label information.

Make all electrical and grounded connections in accordance with the National Electrical Code and any applicable local code requirements.

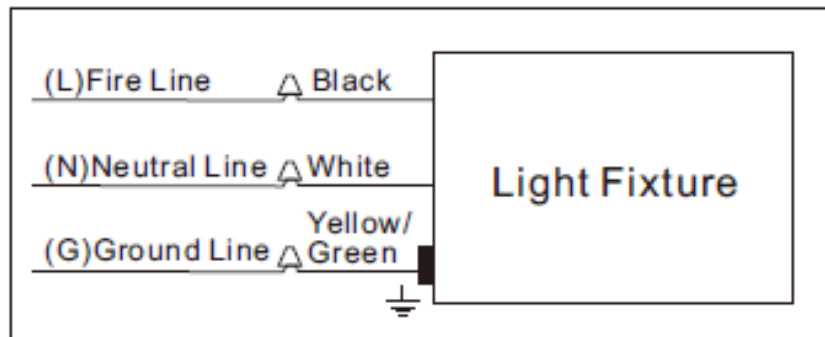
All wiring connections should be capped with UL approved wire connectors.

CAUTION: RISK OF INJURY

Avoid direct eye exposure to the light source while it is on.

Account for small parts and destroy packing material, as these may be hazardous to children.

SUITABLE FOR DRY OR DAMP LOCATION



Diagram