

LLVT SERIES Industrial Lighting

LLVT-2FT-25W-MCT-D



Customer Name: _____

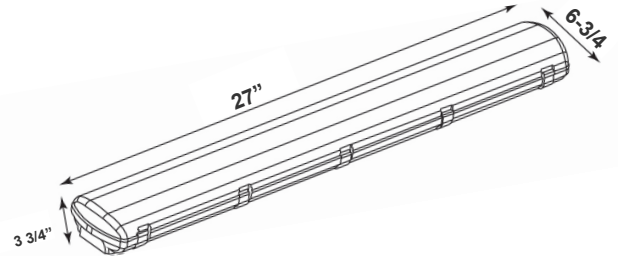
Project Name: _____

Note: _____

Type: _____

Suitable for restaurants, bakeries, food facilities, gyms, pool areas workshops, garages, canopies, parking garages, cold storage facilities, food processing facilities, farmyards, and other harsh, humid, dusty, and wet environment lighting applications, and any application where NSF certified fixtures or high-end architectural designer grade fixtures are required.

NSF/ANSI 2:2015 Food Equipment: Splash Zone: Equipment surfaces that are subject to splash and food spillage during operation of the equipment other than those in a direct contact food-zone.



27"(L) x 6-3/4"(W) x 3-3/4"(H)

Features

- Grey Finish
- 5-Year Warranty
- 50,000 Hours Rated Life
- Lens: Opal Polycarbonate
- Vandal-Proof Polycarbonate Lens
- MCT: Multi Color Temperature (Selectable Switch Inside Fixture)

Technical Specifications

Electrical:

- Voltage: 120-277VAC 50/60Hz
- Wattage: 25W
- Power Factor: >0.98
- Efficacy: 124/ 127/ 139 LPW

Mechanical:

- Grey Finish
- Housing: Bayer® Brand Polycarbonate
- Vandal-Proof Polycarbonate Lens
- Stainless steel clamp Stainless Steel Mounting Brackets Incorporated on the Back
- Polycarbonate Construction is Highly Impact Resistant
- UV-stabilized Polycarbonate Diffuser Eliminates Glare
- Diffuser Crystals Enhance Even Light Distribution
- Stainless Steel Clips Evenly Seal the Luminaire
- Operating Temp: -22°F to 110°F
- Suitable for Wet Locations
- IP Rating: IP65

Lighting:

- Dimmable: 0~10V Dimming
- LED SMD type: Edison 2835
- Total Lumens: 2984LM/ 3125LM/ 3304LM
- Color Temperatures: 3500K/ 4000K/ 5000K
- Multi-CCT(Selectable Switch Inside Fixture)
- Color Rendering Index: CRI ≥ 80

Applications:

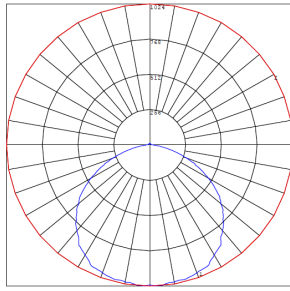
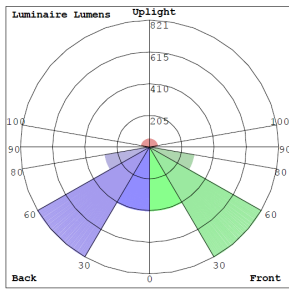
- Ideal for offices, retail stores, showrooms, and residential applications. Uniquely suited for areas where accessing the fixture is challenging
- Suitable for restaurants, bakeries, food facilities, gyms, pool areas, and any application where NSF certified fixtures or high-end architectural designer grade fixtures are required.
- NSF/ANSI 2:2015 Food Equipment: Splash Zone: Equipment surfaces that are subject to splash and food spillage during operation of the equipment other than those in a direct contact food-zone

Other Models:

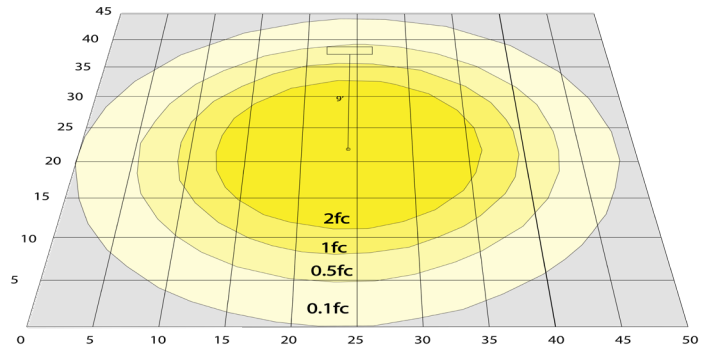
- 40W | 5525LM | LLVT-4FT-40W-MCT-D
- 75W | 9964LM | LLVT-4FT-75W-MCT-D



Photometrics: LLVT-2FT-25W-MCT



BUD Rating: B1-U3-G1



Area 45'x 50' Mounting Height: 9'


Other Views:



Side View



Front View



Back View

Performance Table: LLVT-2FT-25W-MCT

MODEL NO.	Wattage	Voltage	Lumens	Color Temp.	BUG Rating	LPW
LLVT-2FT-25W-MCT-D	25W	120~277V	2984LM	3500K	B1-U3-G1	124
			3125LM	4000K		127
			3304LM	5000K		139

Sample Ordering

Model Size Wattage Color Temp. Feature

LLVT - 2FT - 25W - MCT - D

Accessories:

Blank = No Option For Accessories
LLVT-2FT-RL= 2FT REPLACEMENT LENS

Factory-Installed Options:

Blank = No Option For Accessories
OPT-EM-CM1INT= INTERNAL EMERGENCY BACKUP BATTERY
OPT-HBC-125TL-WH = NEMA TWIST-LOCK PLUG 8FT, 15A, 125V, WHITE
OPT-HBC-277TL-WH = NEMA TWIST-LOCK PLUG 8FT, 15A, 277V, WHITE
OPT-HBC-125SB-WH = STRAIGHT BLADE PLUG 10FT, 15A,125V, 3-CONDUCTOR 18AWG,WHITE
OPT-SEN-2MDR-36=PROGRAMMABLE MICROWAVE BI-LEVEL SENSOR
WEC-3RC=OPTIONAL REMOTE CONTROL

Example:

1. LLVT-2FT-25W-MCT-D (FOR LLVT 2FT 25W MCT FIXTURE 120-277V)
2. LLVT-2FT-25W-MCT-D (FOR LLVT 2FT 25W MCT FIXTURE 120-277V)
OPT-EM-CM2INT (INTERNAL EMERGENCY BACKUP BATTERY)

SENSOR AND EMERGENCY BATTERY BACK UP OPTIONS:



OPT-HBC-125SB-WH



OPT-HBC-125TL-WH



OPT-EM-CM1INT



OPT-HBC-277TL-WH



OPT-SEN-2MDR-36



WEC-3RC

