

T8 Integrated Tube




Detail description:

- 1.Low temperature, no UV and infrared radiation
2. High brightness, large viewing angle
- 3.Aluminum alloy with high thermal conductivity, good heat dissipation
- 4.With stable performance and easy installation



SMD 2835 LED chips (LM-80)



Direct connectors



Wire connectors

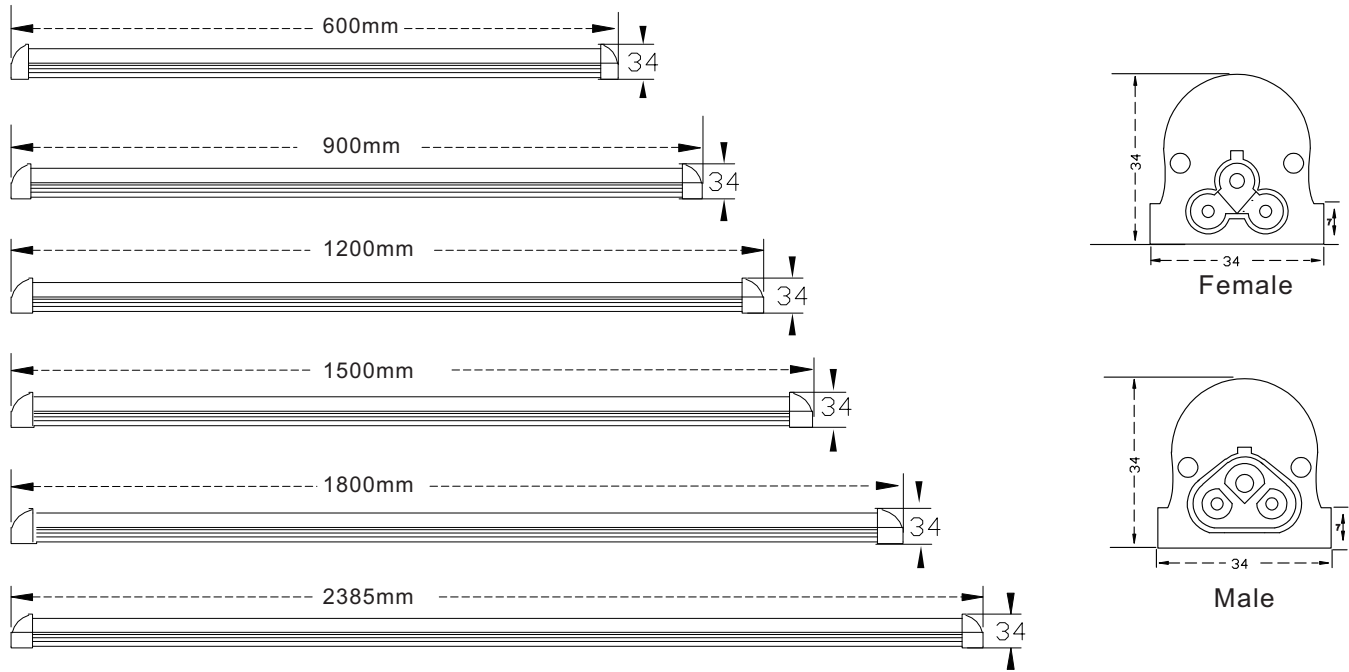


Application:

Apply to the workshop, factory, office, shopping mall, large supermarket, the exhibit hall, the warehouse, the home, the hotel, school facility, and other places.



Dimensions(mm):

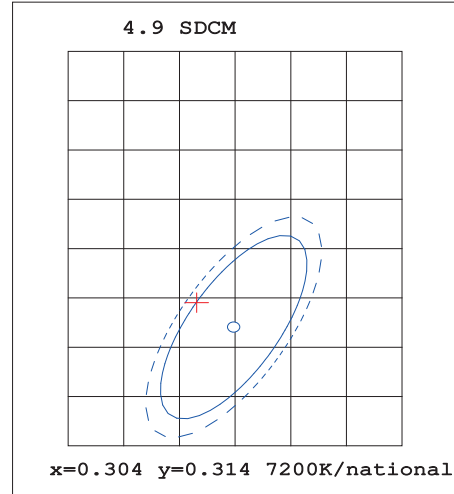
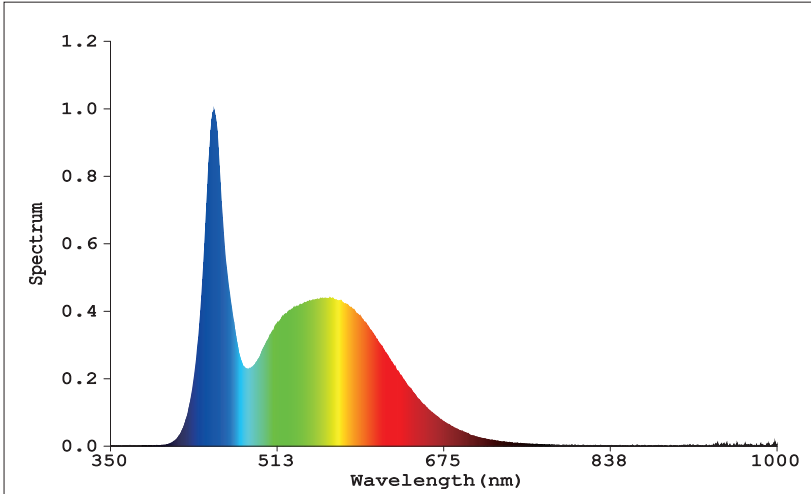


Specification Features:

Model:	XSY-T8P10L2FT	XSY-T8P15L3FT	XSY-T8P18L4FT	XSY-T8P20L4FT	XSY-T8P22L4FT
POWER:	10W	15W	18W	20W	22W
Model:	XSY-T8P25L5FT	XSY-T8P28L6FT	XSY-T8P36L8FT	XSY-T8P40L8FT	XSY-T8P44L8FT
POWER:	25W	28W	36W	40W	44W
Light Source:	SMD2835				
Color Range:	2700-8000k				
Housing:	Al and Highstrength PC				
Operation Temperature:	-20°C to 40°C				
Life Span:	50,000hours				
Voltage range:	AC100-277V				
Frequency :	50/60Hz				
Beam angle:	120°				
PC Lens:	Clear/Frosted/Strip				
Color index (CRI) :	>80				
Luminous efficacy:	>100lm/w				
PF:	≥0.92				
PowerEfficiency:	≥0.88				
Warranty:	3 years				

Test Report:

Spectrum Test Report

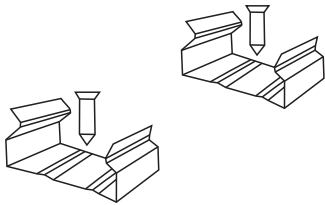


Lumens depreciation picture:

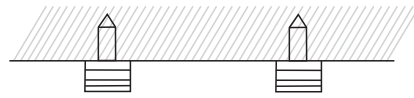
Experimental condition	Ta=25°C, TS<65°C,RH=50%, IF=60mA					Quantity	22PCS				
<p>The graph plots lumens depreciation percentage over time. The y-axis ranges from 0% to 120% in 20% increments. The x-axis ranges from 0H to 6000H in 200H increments. The data points are: 0H (100.0%), 200H (102.1%), 400H (102.6%), 600H (103.2%), 800H (103.7%), 1000H (103.1%), 1200H (102.7%), 1400H (102.0%), 1600H (101.4%), 1800H (100.8%), 2000H (100.3%), 2400H (99.5%), 2800H (99.1%), 3200H (98.7%), 3600H (98.2%), 4000H (97.6%), 4400H (97.0%), 4800H (96.3%), 5000H (95.2%), 6000H (94.0%).</p> <p>The schematic diagram shows a chip with a thermocouple. Labels include T_s (chip temperature), T_a (ambient temperature), and 'thermocouple'. The text below the diagram reads 'The schematic diagram with thermocouple'.</p>											
0H	200H	400H	600H	800H	1000H	1200H	1400H	1600H	1800H	2000H	
100.0%	102.1%	102.6%	103.2%	103.7%	103.1%	102.7%	102.0%	101.4%	100.8%	100.3%	
2400H	2800H	3200H	3600H	4000H	4400H	4800H	5000H	6000H			
99.5%	99.1%	98.7%	98.2%	97.6%	97.0%	96.3%	95.2%	94.0%			

Integrated LED tube light:

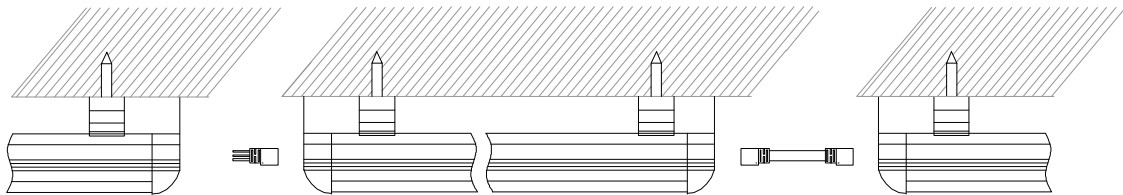
① Place the clips & screws correctly




② Use screws to fix the clips well.



③ Put the led tube into the chips. installation finished.



 Turn off power before installation

Model	Net Weight(kg)	Gross Weight(kg)	Qty/Carton	Carton Size
XSY-T8P10L2FT	4kg	5.5kg	20pcs/CTN	700*195*160mm
XSY-T8P15L3FT	6kg	7.5kg	20pcs/CTN	1000*195*160mm
XSY-T8P18/20/22L4FT	8kg	9.6kg	20pcs/CTN	1300*195*160mm
XSY-T8P25L5FT	10kg	11.5kg	20pcs/CTN	1600*195*160mm
XSY-T8P28L6FT	12kg	14kg	20pcs/CTN	1900*195*160mm
XSY-T8P36/40/44L8FT	16.8kg	19.6kg	20pcs/CTN	2490*195*160mm

