

# 70W LED Semi-Cutoff Wall Pack

## ■ Product Pictures



- Philips Lumileds LED, high luminous efficiency and long working life.
- High efficiency LED Driver, the wide range input voltage AC100-277V.
- Cast aluminium cooling design better cooling, better cooling, light quality, LED Tj < 85°C.
- Excellent Optics design, greatly improve the light utilization and evenness.
- **Photocell Control Available (Option)**

**PHILIPS**  
LUMILEDS

**5** YEAR  
WARRANTY

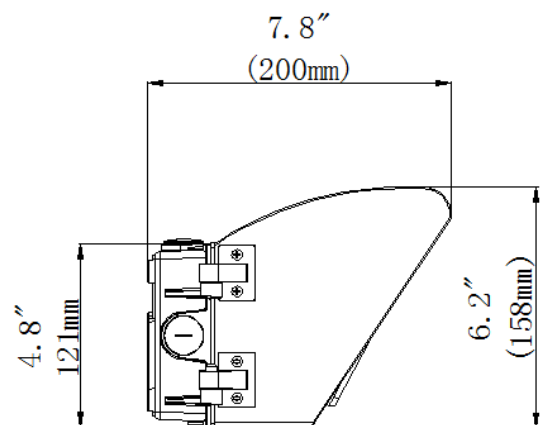
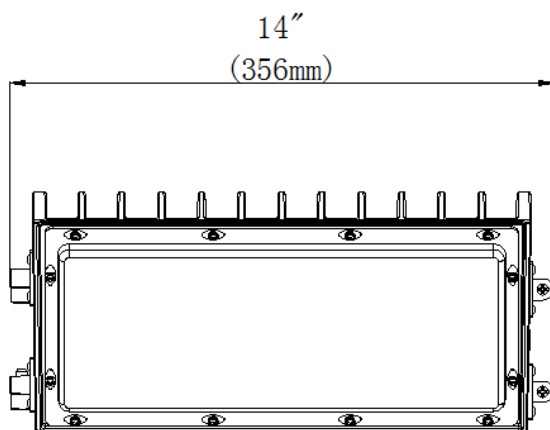


## ■ Product Applications

LED WALL PACK Lighting series can be widely used in indoor or outdoor lighting (Wet location), like mechanical or electronic processing workshops, storage warehouses, steel mills, gas stations, toll booth, waiting rooms, the platforms of railway station, indoor stadiums and flower cultivating tents etc.

## ■ Structure Features

- **Shell materials: Aluminum & PC.**
- **Color: Dark Bronze**
- **Net weight: 3.50Kg** Unit: mm
- **Packing Size: 400mm\*260mm\*228mm**

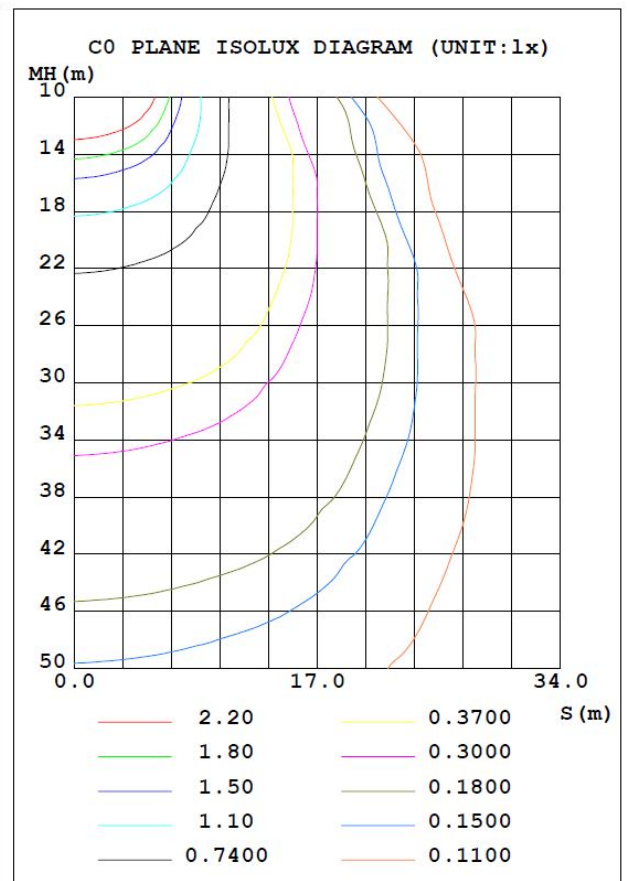
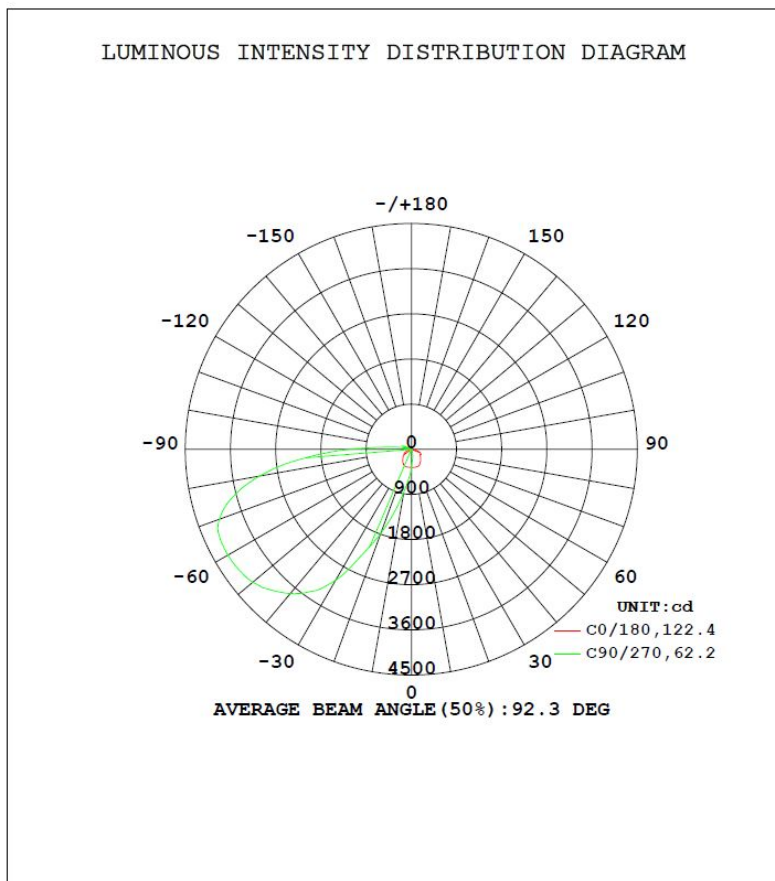


# 70W LED Semi-Cutoff Wall Pack

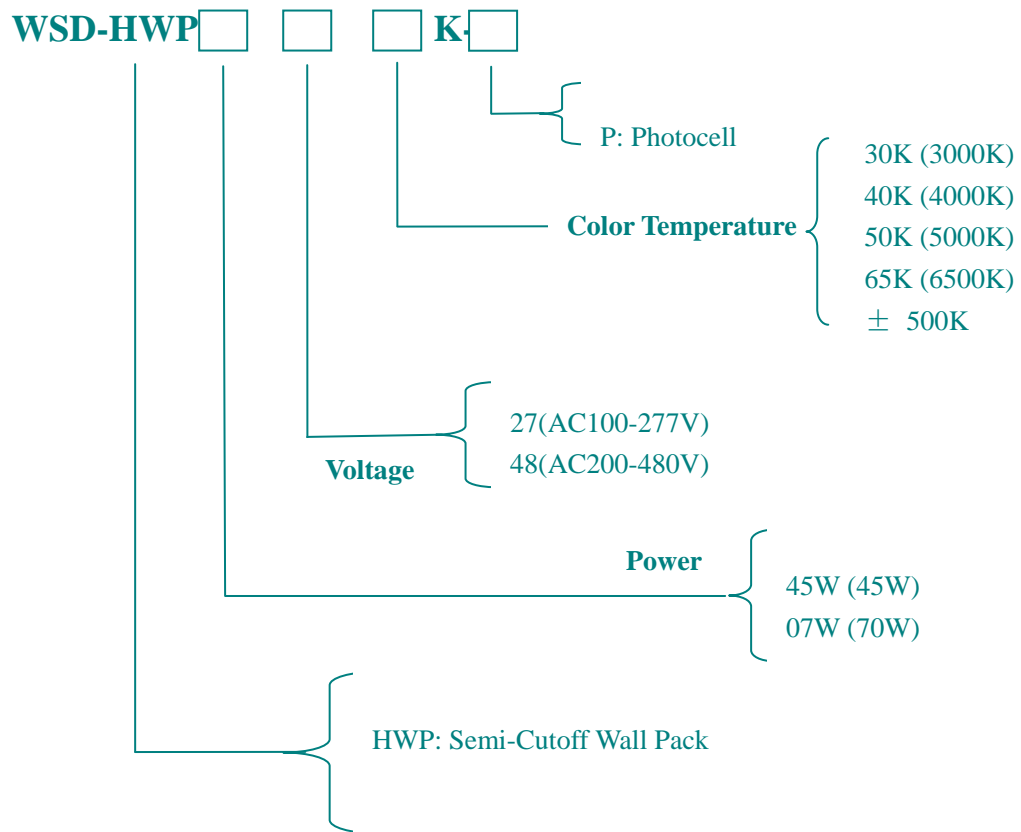
## ■ Technical Parameters

Type	WSD-HWP07W27-XXK		
Power	70W	Lighting Angle	60*90°
Input Voltage	AC100-277V	LED Brightness Decay	<5%/6000 hrs
PF	>0.95	Working Life	>50000 hrs
Driver Efficiency	>90%	Working Temperature	-30 - +45°C
Luminous Flux	7200 Lm	Storage Temperature	-40 -+80°C
Color Temperature	3000K/4000k/5000K/6500K	Protection Level	Wet Location/IP65
CRI	Ra>80	Cable	Input Connect, No cable

## ■ Light Distribution Curve (Clear Lens)



## ■ Product Identification



## ■ Product Certifications

