

**LED T8 - LINEAR REPLACEMENT LAMP**  
SINGLE-ENDED POWER COATED GLASS  
UL TYPE-B



Intertek



**PRODUCT DESCRIPTION:**

MaxLite LED T8 Linear Replacement Lamps are the ideal energy saving choices when upgrading traditional linear T8 or T12 fluorescent lamps in fixtures containing standard G13 (medium bi-pin) sockets. The LED T8 lamps are designed to provide appropriate light levels while utilizing a dedicated internal driver. Tested to NSF Standards, these lamps carry the ETL Sanitation Mark and are suitable for use in an environment where food intended for human consumption is produced.

**FEATURES:**

- Wattages:
  - 10.5W, 1600-1650 lumens
- Color Rendering Index (CRI): ≥80
- Beam angle: 330°
- THD: <20%
- Power factor: ≥ 0.90
- Universal Voltage: 120V-277V applications
- Frequency: 50/60Hz
- Easy retrofit into most common linear fluorescent fixtures
- Simple ballast bypass
- Instant on
- Mercury free and virtually no UV or IR light
- Non dimmable
- Suitable for enclosed fixture
- Suitable for dry and damp locations

MODEL SELECTION (Full list of order codes on pg.2)			Typical order example: L10.5T8SE435-CG		
L	10.5	T8	SE	4	
FAMILY	WATTAGE	LAMP TYPE	OPERATION	LENGTH	COLOR TEMPERATURE, LENS, WARRANTY
L= LED Linear	10.5= 10.5 watt	T8= T8 tube	SE= Single-Ended Power	4= 4FT	<b>35-CG=</b> 3500K, Coated Glass, 5yr warranty <b>40-CG=</b> 4000K, Coated Glass, 5yr warranty <b>50-CG=</b> 5000K, Coated Glass, 5yr warranty

**SPECIFICATIONS:**

SPECIFICATIONS:		L10.5T8SE4xx-CG
ITEM	SPECIFICATION	DETAILS
GENERAL PERFORMANCE	Power Consumption (W)	10.5W
	Lumens Delivered (lm)	1600-1650
	Efficacy	≥152 lm/w
	CRI	83
	Beam Angle	330°
	Color Temperature (CCT)	3500K, 4000K, 5000K
	Lumen Maintenance (L70)	50,000 Hours
ELECTRICAL	Power Factor	≥ 0.90
	Input Voltage	120V-277V, 50/60 Hz
PHYSICAL	Operating Temperature	-4°F to 104°F
	Lens	Opal (Frosted) - Coated Glass
	Weight (lbs)	0.50lbs
CERTIFICATION	Certification	DLC Standard, cULus Classified, ETL Sanitation Listed
	Material Usage	RoHS compliant; no mercury
	Environment	Dry & Damp, Enclosed Fixtures
	Warranty	5 Years






Lighting layouts and spacing criteria available upon request

**ORDERING:**

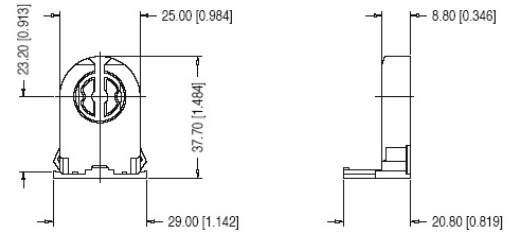
ORDER CODE	MODELS	WATTAGE	LUMENS (lm)	EFFICACY (lm/W)	CRI	CCT	CASE QTY
<b>4FT T8 MODELS - 5YR WARRANTY</b>							
14099194	L10.5T8SE435-CG	10.5W	1600	152 lm/W	82	3500K	25 pcs
14099195	L10.5T8SE440-CG		1650	157 lm/W		4000K	
14099196	L10.5T8SE450-CG		1650	157 lm/W		5000K	

**NOTES:**

1. This device is not intended for use with emergency exits or for emergency lighting
2. Do not use with dimmers

ACCESSORIES			
ORDER CODE	MODEL NUMBER	DESCRIPTION	ACCESSORIES IMAGE
73978	G13LPNS	G13 Low Profile Non-Shunted Lamp Holder	
1409026	G13KIT1	1-Lamp Wiring Harness for LED T8 Single-End Powered, Ballast Bypass Lamps	
1409027	G13KIT2	2-Lamp Wiring Harness for LED T8 Single-End Powered, Ballast Bypass Lamps	
1409028	G13KIT3	3-Lamp Wiring Harness for LED T8 Single-End Powered, Ballast Bypass Lamps	
1409029	G13KIT4	4-Lamp Wiring Harness for LED T8 Single-End Powered, Ballast Bypass Lamps	

**G13LPNS SOCKET LINE DRAWING:**



**G13KITX SOCKET LINE DRAWING:**

