



KT-WDLED8-4A-9CSF-FDIM-G

4" LED GIMBAL DOWNLIGHT

DESCRIPTION

4" LED Gimbal Downlight |
 Color Select Technology |
 Remote Driver with Built-in Junction Box

APPLICATION

Ideal for residential, hospitality, retail, office, and other retrofit and new construction applications



PRODUCT FEATURES

- Ideal for new construction, remodel, and retrofit applications
- Gimbal construction features up to 25° vertical tilt, 355° horizontal rotation
- Keystone Color Select technology offers SKU reduction and allows for easy, on-the-job adjustments
- Powered by Keystone TRIAC dimming LED driver, 10–100% dimming
- Utilizes a remote driver with built-in junction box and quick disconnect; Eliminates the need for a traditional, multi-piece fixture setup
- Suitable for use in wet locations
- Airtight and Type IC-rated
- Ambient operating temperature: –30°C/–22°F to 40°C/104°F
- Power factor: >0.90
- THD: <20%
- LED chip lifetime: L70 >50,000 hrs @ 25°C/77°F ambient fixture temp
- CEC Compliant Flicker Rate (CEC JA10 std.)
- FCC Part 15, Subpart B, Class B

PERFORMANCE SPECIFICATIONS

Catalog Number	Input Voltage	Wattage	CCT (Selectable)*	Lumen Output	Efficacy	CRI	Power Factor	Beam Angle	Lifetime
KT-WDLED8-4A-9CSF-FDIM-G	120V	8W	2700K	650	81 lm/W	>90	>0.9	110°	50,000 hrs
			3000K	670	84 lm/W				
			3500K	695	87 lm/W				
			4000K	710	89 lm/W				
			5000K	700	88 lm/W				

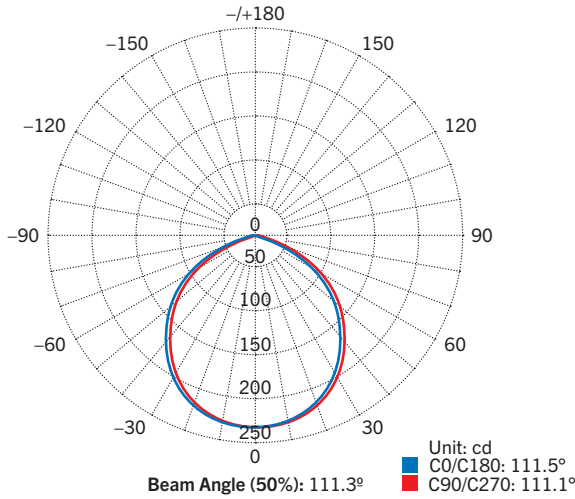
*Preset to 3000K
 Color Uniformity: CCT (Correlated Color Temperature) range as per guidelines outlined in ANSI C78.377-2017

KT-WDLED8-4A-9CSF-FDIM-G

4" LED WAFER DOWNLIGHT

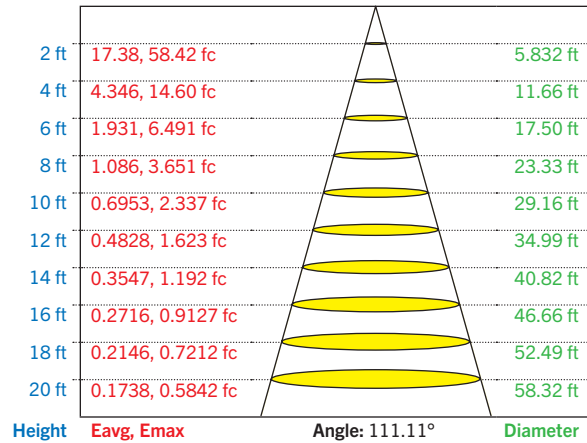
PHOTOMETRIC SPECIFICATIONS

POLAR CANDELA DISTRIBUTION



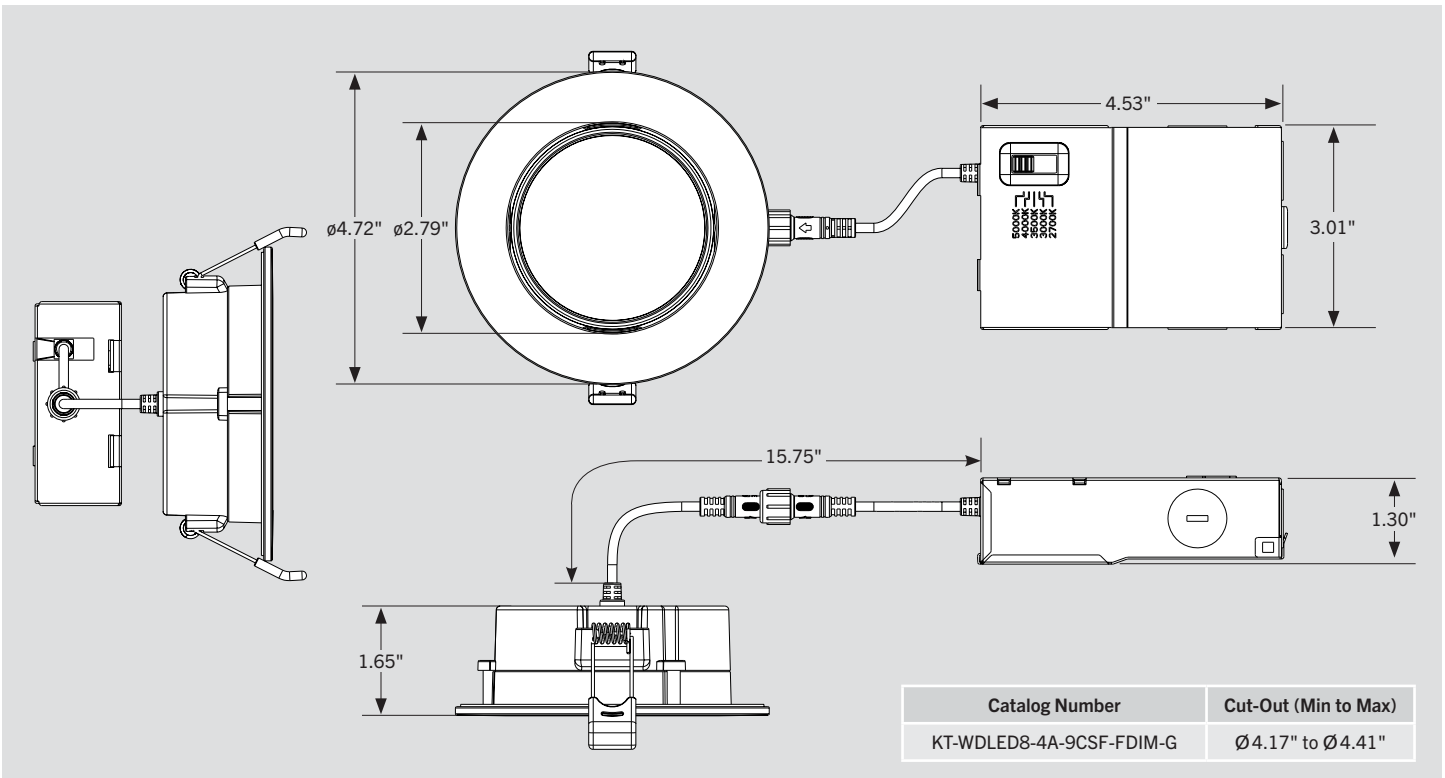
LUX DISTANCE CURVE

Flux Out: 480.1 lm



Curves show illuminated area and average illumination when lamp is at various distances.

PHYSICAL SPECIFICATIONS



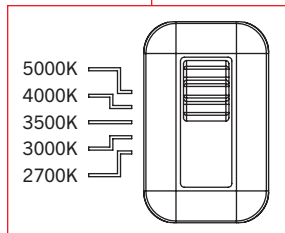
KT-WDLED8-4A-9CSF-FDIM-G

4" LED GIMBAL DOWNLIGHT

COLOR SELECT (CCT) ADJUSTMENT

This fixture is equipped with field-adjustable Keystone Color Select technology.

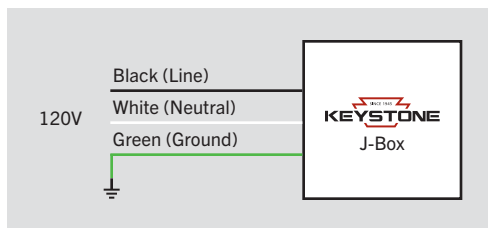
1. Ensure power is off to the fixture.
2. Adjust dip switch to desired setting.



COLOR SELECT ADJUSTMENT SWITCH

Set dip switch to adjust CCT between 2700K, 3000K, 3500K, 4000K, and 5000K. Fixture comes preset at 3000K.

WIRING DIAGRAM




KT-WDLED8-4A-9CSF-FDIM-G

4" LED GIMBAL DOWNLIGHT

OPTIONAL ACCESSORIES (sold separately)

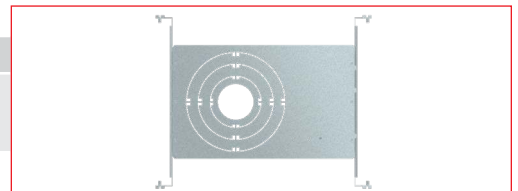
GOOF RING

Catalog Number	Description	UPC	Easy Code
KT-WDLED-4AB-GOOF	Goof Ring for 4A/4B LED Circa Downlights; 6" outer diameter	843654139647	FRG-59



NEW-CONSTRUCTION PLATE

Catalog Number	Description	UPC	Easy Code
KT-WDLED-PLATE-2	New Construction Mounting Plate for all A and B LED Circa Downlights for joist and T-grid installations	843654139791	FZT-71




EXTENSION CABLES

Catalog Number	Description	UPC	Easy Code
KT-WDLED-EC-6	6' Extension Cord for LED Circa Downlights	843654139739	GOK-14
KT-WDLED-EC-12	12' Extension Cord for LED Circa Downlights	843654139746	ECE-88
KT-WDLED-EC-20	20' Extension Cord for LED Circa Downlights	843654139753	JLM-06



METAL-CLAD CABLE

Catalog Number	Description	UPC	Easy Code
KT-MC-NP-1-18/3	Metal-Clad Cable for LED Recessed Downlights; No plug; UL 16AWG 18/3 wire (live, neutral, ground)	843654139777	AYT-71





KT-WDLED8-4A-9CSF-FDIM-G

4" LED GIMBAL DOWNLIGHT

ORDERING INFORMATION

Catalog Number	Pack Qty.	UPC	Easy Code
KT-WDLED8-4A-9CSF-FDIM-G	1	843654154657	AZN-56

CATALOG NUMBER BREAKDOWN

KT-WDLED8-4A-9CSF-FDIM-G

1 2 3 4 5 6 7 8 9 10 11

- 1 Keystone Technologies
- 2 Fixture Type

WD	Wafer Downlight
----	-----------------
- 3 LED Technology
- 4 Maximum Wattage
- 5 Size

4	4" Nominal
---	------------
- 6 Style/Design Designation

A	Series A
---	----------
- 7 CRI

9	90
---	----
- 8 Color Select Technology
- 9 Color Select Designation

F	2700K, 3000K, 3500K, 4000K, 5000K
---	-----------------------------------
- 10 Dimming

FDIM	Phase Dimming
------	---------------
- 11 Gimbal Construction