

# KT-VTLED25PS-2A-8CSA-VDIM

## 2' LED VAPOR TIGHT FIXTURE

### DESCRIPTION

2' LED Vapor Tight Fixture | 120 – 277V Input |  
Frosted Lens | 0 – 10V Dimming

### APPLICATION

Used for commercial and industrial rugged  
or outdoor applications



### PRODUCT FEATURES

- Features Keystone Color Select technology. Adjust CCT between 3500K, 4000K, or 5000K
- Features Keystone Power Select technology. Adjust power between 25W, 20W, and 15W
- Powered by Keystone 0 – 10V dimming LED drivers
- Traditional design, narrow body, Vapor Tight fixture, suitable for rugged, demanding applications
- NEMA 4X rated, protected against corrosion
- Compatible with Keystone occupancy sensors
- Ambient operating temperature: -20°C/-4°F to 45°C/122°F
- IP66, suitable for wet location
- ETL Sanitation Listed NSF/ANSI Standard 2 - Food Equipment, Splash Zone (Not for Direct Food Zone)
- THD: < 20%
- Power factor > 0.95

### POWER AND COLOR TEMPERATURE SELECTABILITY

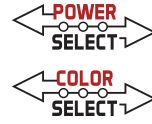
- Keystone Color Select Technology: Adjustable CCT (3500K/4000K/5000K)
- Keystone Power Select Technology: Adjustable Wattage (25W/20W/15W)

### PRODUCT SPECIFICATIONS

Catalog Number	Input Voltage	Wattage	CCT	Lumen Output	Efficacy	CRI	Power Factor	Lifetime
KT-VTLED25PS-2A-8CSA-VDIM	120–277V	25W	3500K	3,250	130 lm/W	> 80	> 0.90	50,000 hrs
			4000K	3,275	131 lm/W			
			5000K	3,300	132 lm/W			
		20W	3500K	2,660	133 lm/W			
			4000K	2,680	134 lm/W			
			5000K	2,700	135 lm/W			
		15W	3500K	2,040	136 lm/W			
			4000K	2,055	137 lm/W			
			5000K	2,070	138 lm/W			

### ONE CATALOG NUMBER WITH 9 DIFFERENT OPTIONS

\* Preset to highest lumen output (25W / 5000K)  
\* Color Uniformity: CCT (Correlated Color Temperature) range as per guidelines outlined in ANSI C78.377-2017.

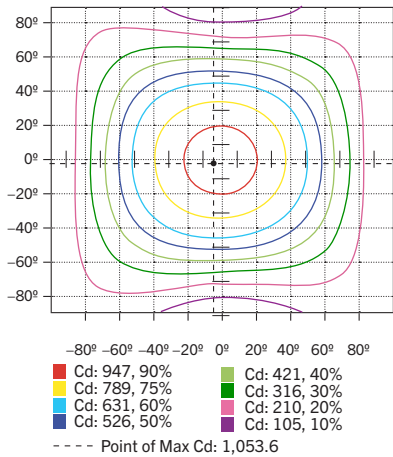


# KT-VTLED25PS-2A-8CSA-VDIM

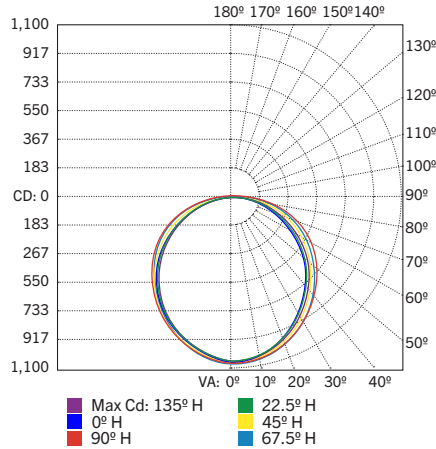
## 2' LED VAPOR TIGHT FIXTURE

### PHOTOMETRIC SPECIFICATIONS

#### ISOCANDELA PLOT



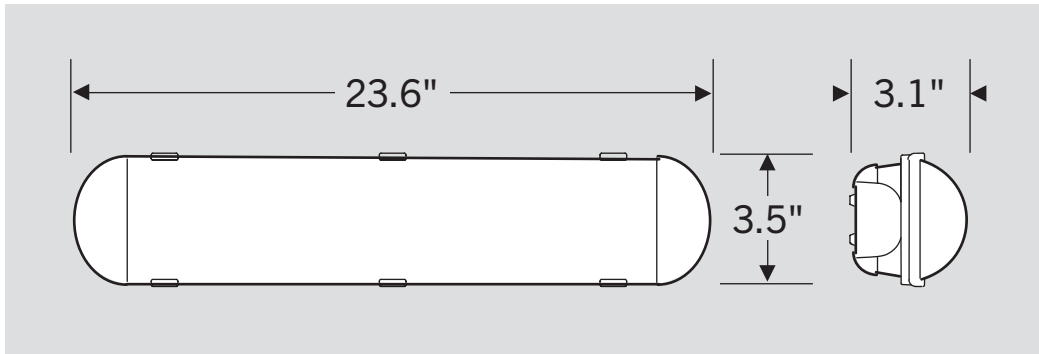
#### POLAR CANDELA DISTRIBUTION



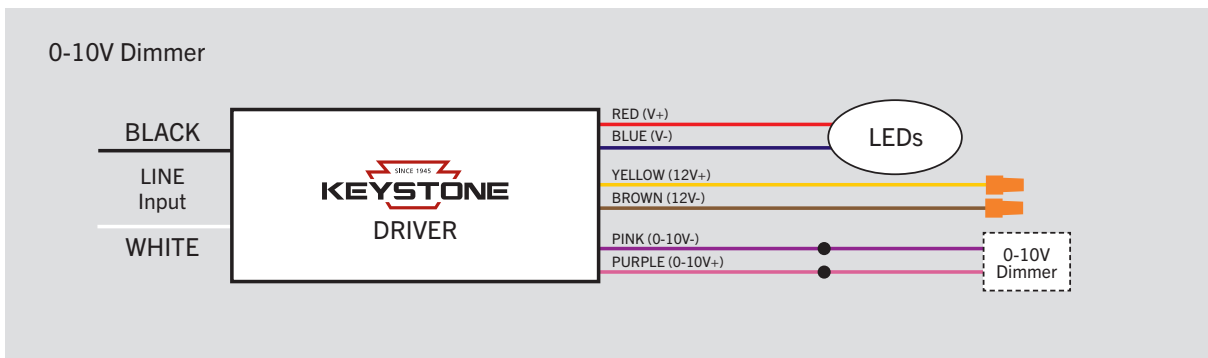
#### ZONAL LUMEN SUMMARY

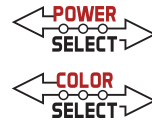
Zone	Lumens	% Luminaire
0-60	2,303.8	69.50%
60-90	826.9	25.00%
0-90	3,130.8	94.50%
90-180	182.3	5.50%
0-180	3,313.0	100.0%

### PHYSICAL SPECIFICATIONS



### WIRING DIAGRAMS





# KT-VTLED25PS-2A-8CSA-VDIM

## 2' LED VAPOR TIGHT FIXTURE

### ACCESSORIES

#### SENSORS

Factory-Installable OR Field-Installable (field-installable purchased separately)

✓	SUFFIX*	CATALOG NUMBER	DESCRIPTION	UPC	EASY CODE
	/MW3	KTS-MW3-UV-KO-K2	Microwave Sensor Kit, Includes 120-277V input to 12V DC convertor, IP65 12V input sensor head, nomex sleeve, extension neck	843654134352	TBV-76



\* FOR FACTORY INSTALLATION OF ACCESSORY, ADD SUFFIX TO FIXTURE PART NUMBER (SEE ORDERING EXAMPLES AND INSTRUCTIONS ON LAST PAGE OF SPEC SHEET).

#### CORD SETS

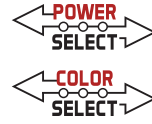
Factory-Installable OR Field-Installable (field-installable purchased separately)

✓	SUFFIX*	CATALOG NUMBER	DESCRIPTION	UPC	EASY CODE
	/515P6	KT-CS-515P-6-18/3	Cord set for high bay; 125V NEMA 5-15P; straight blade plug; 6' SJTOW cable; 18/3 wire	843654140124	UKH-26
	/L715P10	KT-CS-L715P-10-16/3	Cord set for high bays; 277V NEMA L7-15P; twist lock plug; 10' SJTOW cable; 16/3 wire	843654140131	SFV-88
	/L615P10	KT-CS-L615P-10-16/3	Cord set for high bays; 250V NEMA L6-15P; twist lock plug; 10' SJTOW cable; 16/3 wire	843654140148	ZQS-05
	/L515P10	KT-CS-L515P-10-16/3	Cord set for high bays; 250V NEMA L5-15P; twist lock plug; 10' SJTOW cable; 16/3 wire	843654140155	GVH-22
	/L715P6	KT-CS-L715P-6-16/3	Cord set for high bays; 277V NEMA L7-15P; twist lock plug; 6' SJTOW cable; 16/3 wire	843654140162	DVU-44
	/L615P6	KT-CS-L615P-6-16/3	Cord set for high bays; 250V NEMA L6-15P; twist lock plug; 6' SJTOW cable; 16/3 wire	843654140179	LCW-66
	/L515P6	KT-CS-L515P-6-16/3	Cord set for high bays; 250V NEMA L5-15P; twist lock plug; 6' SJTOW cable; 16/3 wire	843654140186	POC-82
	/NP10	KT-CS-NP-10-16/3	Cord for high bays; no plug; inners 1/2" strip on both ends; 10' SJTOW cable; 16/3 wire	843654140193	YOH-90
	/NP6	KT-CS-NP-6-16/3	Cord for high bays; no plug; inners 1/2" strip on both ends; 6' SJTOW cable; 16/3 wire	843654140216	HUB-73
	/NP15	KT-CS-NP-15-16/3	Cord for high bays; no plug; inners 1/2" strip on both ends; 15' SJTOW cable; 16/3 wire	843654140209	EYD-18



\* FOR FACTORY INSTALLATION OF ACCESSORY, ADD SUFFIX TO FIXTURE PART NUMBER (SEE ORDERING EXAMPLES AND INSTRUCTIONS ON LAST PAGE OF SPEC SHEET).  
 NOTE: FOR CORD SETS NOT LISTED HERE, PLEASE CONTACT YOUR KEYSTONE SALES REP.

(Accessories continued on next page)



# KT-VTLED25PS-2A-8CSA-VDIM

## 2' LED VAPOR TIGHT FIXTURE

**ACCESSORIES** (continued)

**MOUNTS AND BRACKETS**

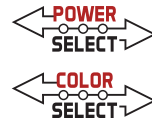
Field-Installable / Field-Use **ONLY** (purchased separately)

CATALOG NUMBER	DESCRIPTION	UPC	EASY CODE
KT-VTLED-45SM-1-KIT	45° steel surface mount kit for all Keystone vapor tight fixtures	843654123455	JDN-49
KT-VTLED-TPSCREW-KIT	Screws for tamper-proofing vapor tight fixtures. Includes 14 screws	NA	NA



Screws  
KT-VTLED-TPSCREW-KIT

(Accessories continued on next page)



# KT-VTLED25PS-2A-8CSA-VDIM

## 2' LED VAPOR TIGHT FIXTURE

### ORDERING INFORMATION

Catalog Number	Pack Quantity	Easy Code	UPC
KT-VTLED25PS-2A-8CSA-VDIM	TBD	FZG-95	843654134888

### CATALOG NUMBER BREAKDOWN

# KT-VTLED25PS-2A-8CSA-VDIM

1 2 3 4 5 6 7 8 9 10 11

- 1 Keystone Technologies
- 2 LED Vapor Tight Fixture
- 3 Wattage
- 4 Power Select
- 5 2' Nominal Length
- 6 Form Factor
- 7 80 CRI
- 8 Color Select
- 9 Color Select Designation
- 10 0–10V Dimming
- 11 Sensor Options

#### 9 Color Select Designation

A	3500K, 4000K, 5000K
---	---------------------

#### 11 Sensor Options

	No Option
/MW3	Microwave Sensor included

### ORDERING EXAMPLES

FIXTURE WITH MULTIPLE FACTORY-INSTALLED ACCESSORIES\*

KT-VTLED25PS-2A-8CSA-VDIM/MW3/NP10/TPSCREW

FIXTURE WITH TWO FACTORY-INSTALLED ACCESSORIES\*

KT-VTLED25PS-2A-8CSA-VDIM/MW3/NP10

FIXTURE WITH SINGLE FACTORY-INSTALLED ACCESSORY

KT-VTLED25PS-2A-8CSA-VDIM/MW3

FIXTURE WITH NO FACTORY-INSTALLED ACCESSORIES

KT-VTLED25PS-2A-8CSA-VDIM

#### KEYSTONE FIXTURE

CATALOG NUMBER
KT-VTLED25PS-2A-8CSA-VDIM

#### SENSORS

SUFFIX	CATALOG NUMBER
✓ /MW3	KTS-MW3-UV-KO-K2

#### CORD SETS

SUFFIX	CATALOG NUMBER
✓ /NP10	KT-CS-NP-10-16/3

#### MOUNTS AND BRACKETS

SUFFIX	CATALOG NUMBER
✓ /TPSCREW	KT-VTLED-TPSCREW-KIT

\* WHEN ORDERING MORE THAN ONE FACTORY-INSTALLED ACCESSORY, USE MULTIPLE SUFFIXES AS SHOWN IN THE ORDERING EXAMPLES ABOVE.  
 NOTE: ALL ACCESSORIES CAN ALSO BE ORDERED SEPARATELY FOR FIELD INSTALLATION USING JUST THEIR REGULAR CATALOG NUMBER, UPC, OR EASY CODE.