

KT-RHLED150PS-12C-8CSB-VDIM-P

ROUND LED HIGH BAY FIXTURE

DESCRIPTION

Round LED High Bay Fixture | Power Select 150/100/70W |
Color Select 3000/4000/5000K | 120–277V Input | 0–10V Dimming |
Built in Sensor Receptacle

APPLICATION

Used for commercial and industrial High Bay lighting applications



PRODUCT FEATURES


- High Power Round High Bay, optimized for 40'+ mounting heights and related higher ambient temperatures
- Design features a large spacer between LED driver and the diecast heat sink to optimize thermal performance
- Features Keystone Power Select technology. Adjust power between 150/100/70W
- Features Keystone Color Select technology. Adjust CCT between 3000/4000/5000K
- Designed to accept easy screw-in installation of optional sensors
- Powered by Keystone 0–10V dimming LED driver
- Ring bolt mounting accessory included
- 6' cord for input and dimming wires
- Powder-coated aluminum housing; Polycarbonate lens
- Ribbed lens to reduce glare
- Low optical flicker
- Built-in 6kV surge protection
- LED lifetime: L70 >100,000 hours @ 25°C fixture ambient
- Ambient operating temperature: –40°C/–40°F to 60°C/140°F
- IP65 rated, wet location
- Listed on QPL DLC, Premium

PERFORMANCE SPECIFICATIONS

Catalog Number	Nominal Size	Selectable Wattage	Selectable CCT	Lumens	Efficacy	Input Voltage	Dimmable	DLC	CRI	Housing Color
KT-RHLED150PS-12C-8CSB-VDIM-P	12"	70W	3000K	11000	155 lm/W	120–277V	0–10V	Yes	>80	Black
			4000K	11650	170 lm/W					
			5000K	11750	168 lm/W					
		100W	3000K	15000	150 lm/W					
			4000K	16230	168 lm/W					
			5000K	16100	162 lm/W					
		150W	3000K	21270	139 lm/W					
			4000K	23100	160 lm/W					
			5000K	22500	149 lm/W					

Note: Preset to highest lumen output (150W/5000K)

Note: Color uniformity: CCT (Correlated Color Temperature) range as per guidelines outlined in ANSI C78.377-2017

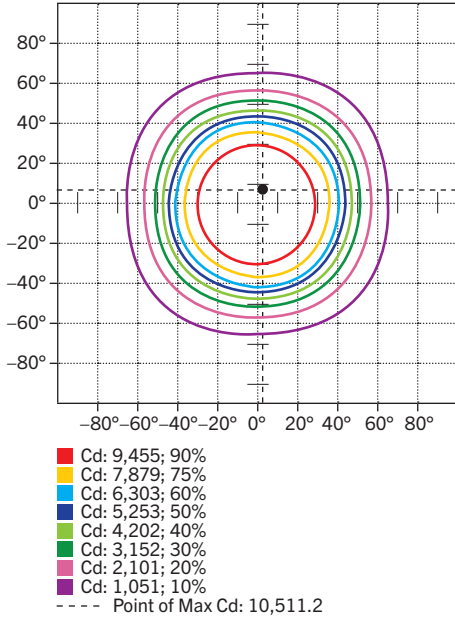


KT-RHLED150PS-12C-8CSB-VDIM-P

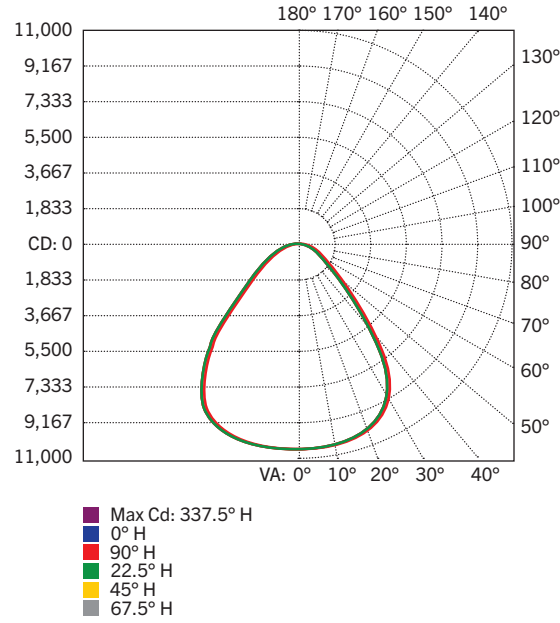
ROUND LED HIGH BAY FIXTURE

PHOTOMETRIC SPECIFICATIONS

ISOCANDELA PLOT



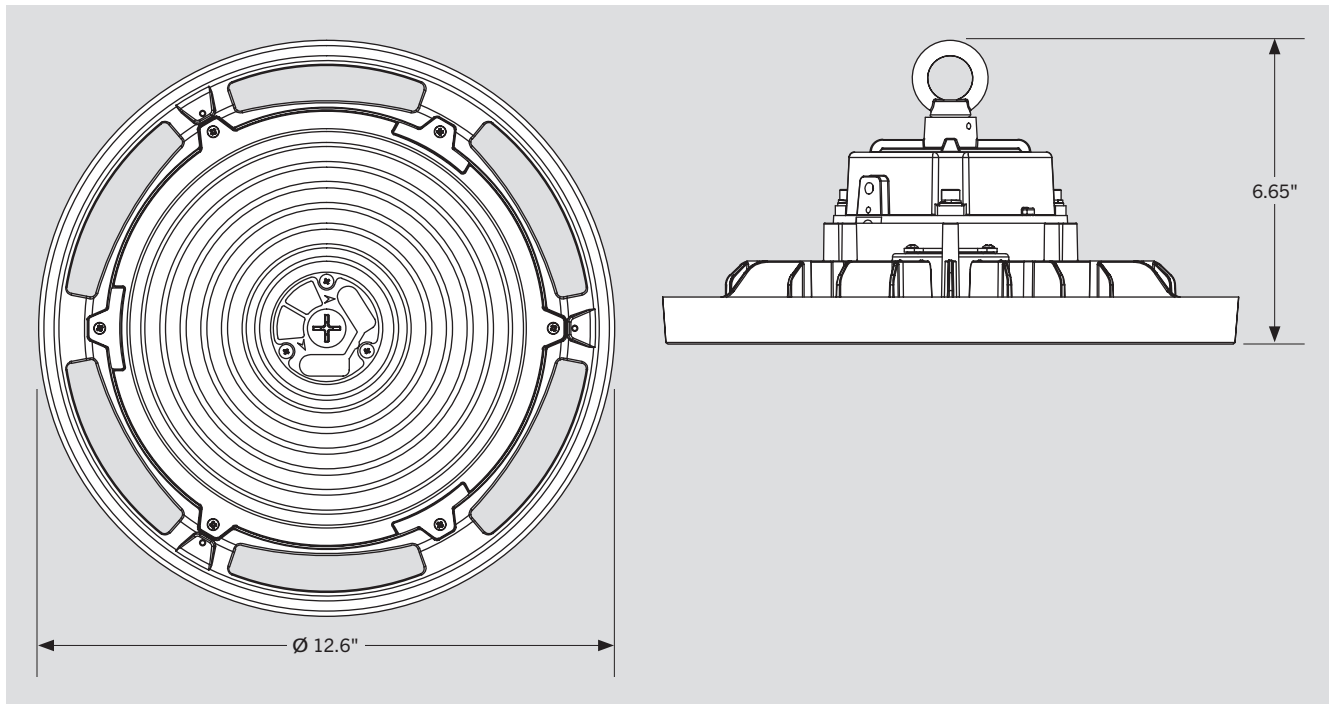
POLAR CANDELA DISTRIBUTION




ZONAL LUMEN SUMMARY

Zone	Lumens	% Luminaire
0-30	8,506.6	40.2%
0-40	13,587.0	64.2%
0-60	19,546.2	92.4%
60-90	21,155.8	7.6%
0-90	21,155.8	100.0%

PHYSICAL SPECIFICATIONS

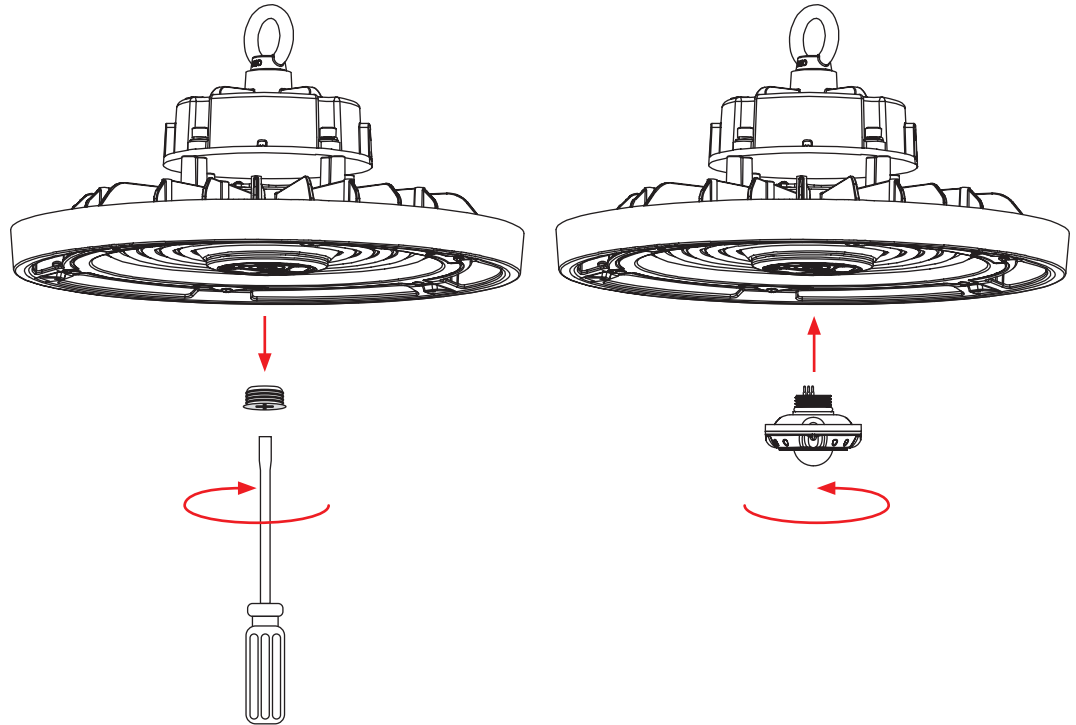





KT-RHLED150PS-12C-8CSB-VDIM-P ROUND LED HIGH BAY FIXTURE


QUICK-INSTALL

1. Ensure power is off to the fixture.
2. Remove 1/2" knock-out (KO) plug.
3. Screw in sensor head.
(see illustrations)
4. Re-connect power when ready.
5. Program desired settings as needed with Keystone Remote Control.



POWER SELECTION AND CCT SELECTION CAPABILITY







KT-RHLED150PS-12C-8CSB-VDIM-P

ROUND LED HIGH BAY FIXTURE

ACCESSORIES

SENSORS

Factory-Installable OR Field-Installable (field-installable purchased separately)


✓	SUFFIX*	CATALOG NUMBER	DESCRIPTION	UPC	EASY CODE
	/FC3	KTSL-FC3-12V-PKO-PIR	Bluetooth mesh wireless screw-in low voltage PIR sensor and fixture controller for SmartLoop system 	843654138862	OCW-60
	/FC4	KTSL-FC4-12V-PKO	Bluetooth mesh wireless screw-in low voltage fixture controller for SmartLoop system 	843654149066	RUN-10
	/PIR3	KTS-PIR3-12V-PKO /G2	Screw-in PIR sensor for round high bays; Adjustable settings via remote control	843654146447	GLF-99
	/MW3-A	KTS-MW3-12V-PKO /A	Screw-in microwave sensor for round high bays; Preset for 1 min hold time, 3 min standby time at 30% dim, daylight disabled	843654133317	XYR-25
	/MW3-B	KTS-MW3-12V-PKO /B	Screw-in microwave sensor for round high bays; Preset for 5 min hold time, 10 min standby time at 10% dim, daylight disabled	843654133324	SPF-37



* For factory installation of accessory, add suffix to fixture part number (see ordering examples and instructions on last page of spec sheet).

Field-Installable / Field-Use ONLY (purchased separately)

CATALOG NUMBER	DESCRIPTION	UPC	EASY CODE
KTS-MW3-REMOTECONTROL	Remote control for KTS-MW3-12V-PKO /A or /B and KTS-PIR3-12V-PKO /G2 sensors. Used to set and adjust all sensor settings	843654132020	XSR-61




PLUGS

Factory-Installable OR Field-Installable (field-installable purchased separately)

✓	SUFFIX*	CATALOG NUMBER	DESCRIPTION	UPC	EASY CODE
	/L515P	KT-P-L515P	125V NEMA L5-15P twist lock plug	843654123486	GEW-06
	/L615P	KT-P-L615P	250V NEMA L6-15P twist lock plug	843654138619	VPX-09
	/L715P	KT-P-L715P	277V NEMA L7-15P twist lock plug	843654123493	ETV-78

* For factory installation of accessory, add suffix to fixture part number (see ordering examples and instructions on last page of spec sheet).

(Accessories continued on next page)



KT-RHLED150PS-12C-8CSB-VDIM-P

ROUND LED HIGH BAY FIXTURE

ACCESSORIES (continued)

EMERGENCY BACKUP

Factory-Installable OR Field-Installable (field-installable purchased separately)

✓	SUFFIX*	CATALOG NUMBER	DESCRIPTION	UPC	EASY CODE
	/EM†	KT-EMRG-LED-40SD-5000-CEN /SF	One piece 40W constant wattage design with self diagnostics; Approx 5000 lumens; Single flex cable with included J-Box; 120–277V input; CEC T20 Compliant	843654144320	UGW-62

* For factory installation of accessory, add suffix to fixture part number (see ordering examples and instructions on last page of spec sheet).
 † Factory installation of emergency backup units will automatically include any relevant mounting bracket.

MOUNTS AND BRACKETS

Factory-Installable OR Field-Installable (field-installable purchased separately)

✓	SUFFIX*	CATALOG NUMBER	DESCRIPTION	UPC	EASY CODE
	/WG	KT-RHLED-WG-1-KIT /G2	Thick steel wire guard; Premium powder-coat construction; Includes mounting hardware; Fits all "12C" sized high bay fixtures	843654133263	NPV-09




* For factory installation of accessory, add suffix to fixture part number (see ordering examples and instructions on last page of spec sheet).

Field-Installable / Field-Use ONLY (purchased separately)

CATALOG NUMBER	DESCRIPTION	UPC	EASY CODE
KT-RHLED-SM-1-KIT /G2	Steel surface mount kit, includes mounting hardware, fits all "12C" sized high bay fixtures	843654133249	JXD-63
KT-RHLED-JBOX-PM /G2	J-Box, optimized for pole pendant and step down transformer applications, fits all round LED high bay fixtures	843654133300	RAQ-94
KT-RHLED-AR90-1-KIT /G2	Aluminum dome reflector, 90 beam angle, includes mounting hardware, fits all "12C" sized high bay fixtures	843654133287	ZOV-89
KT-RHLED-CL90-1-KIT /G2	Clear polycarbonate dome reflector with bottom lens, 90 beam angle, includes mounting hardware, fits all "12C" sized high bay fixtures	843654133614	FVZ-16
KT-RHLED-JHOOK	J Hook for Round LED High Bay Fixtures	843654134703	DDW-74



(Accessories continued on next page)



KT-RHLED150PS-12C-8CSB-VDIM-P

ROUND LED HIGH BAY FIXTURE

ACCESSORIES (continued)

STEP-DOWN TRANSFORMERS


Factory-Installable OR Field-Installable (field-installable purchased separately)

✓	SUFFIX*	CATALOG NUMBER	DESCRIPTION	UPC	EASY CODE
	/480 [†]	KTAT-250-480-277 /SF	Fully enclosed, single flex step-down transformer for LED high bay fixtures (250VA or lower)	843654102931	XIM-17



* For factory installation of accessory, add suffix to fixture part number (see ordering examples and instructions on last page of spec sheet).

† Includes KT-RHLED-JBOX-PM /G2 mounting accessory. Suitable for hanging installation only, no pendant, with 480V Step Down Transformer installed.



KT-RHLED150PS-12C-8CSB-VDIM-P

ROUND LED HIGH BAY FIXTURE

FIXTURE ORDERING INFORMATION

ORDER CODE	PACK QTY.	UPC	Easy Code
KT-RHLED150PS-12C-8CSB-VDIM-P	1	843654152134	JDU-43

FIXTURE CATALOG NUMBER BREAKDOWN


KT-RHLED150PS-12C-8CSB-VDIM-P

- | | | | |
|----------|-----------------------------|-----------|------------------------------|
| 1 | Keystone Technologies | 7 | 80 CRI |
| 2 | Round High Bay Fixture | 8 | Color Select Technology |
| 3 | LED Technology | 9 | Color Select 3000/4000/5000K |
| 4 | Wattage | 10 | 0–10V Dimming |
| 5 | Power Select 150/100/70W | 11 | Premium Series |
| 6 | 12" Diameter Circular Shape | | |

ORDERING EXAMPLES


FIXTURE WITH MULTIPLE FACTORY-INSTALLED ACCESSORIES*

KT-RHLED150PS-12C-8CSB-VDIM-P/FC3/L515P/EM/WG/480




FIXTURE WITH MULTIPLE FACTORY-INSTALLED ACCESSORIES*

KT-RHLED150PS-12C-8CSB-VDIM-P/FC3/EM/WG




FIXTURE WITH TWO FACTORY-INSTALLED ACCESSORIES*

KT-RHLED150PS-12C-8CSB-VDIM-P/FC3/L515P




FIXTURE WITH SINGLE FACTORY-INSTALLED ACCESSORY

KT-RHLED150PS-12C-8CSB-VDIM-P/FC3



FIXTURE WITH NO FACTORY-INSTALLED ACCESSORIES

KT-RHLED150PS-12C-8CSB-VDIM-P



KEYSTONE FIXTURE	
CATALOG NUMBER	
KT-RHLED150PS-12C-8CSB-VDIM-P	
SENSORS	
SUFFIX	CATALOG NUMBER
✓ /FC3	KTSL-FC3-12V-PKO-PIR
PLUGS	
SUFFIX	CATALOG NUMBER
✓ /L515P	KT-P-L515P
EMERGENCY BACKUP	
SUFFIX	CATALOG NUMBER
✓ /EM	KT-EMRG-LED-40SD-5000-CEN /SF
MOUNTS AND BRACKETS	
SUFFIX	CATALOG NUMBER
✓ /WG	KT-RHLED-WG-1-KIT /G2
STEP-DOWN TRANSFORMERS	
SUFFIX	CATALOG NUMBER
✓ /480	KTAT-250-480-277 /SF

* When ordering more than one factory-installed accessory, use multiple suffixes as shown in the ordering examples above.
 Note: All accessories can also be ordered separately for field installation using just their regular Catalog Number, UPC, or Easy Code.

Note: Step-down transformers cannot be ordered in conjunction with standard SJTOW cord set options (contact Keystone sales rep for available custom options if needed).