



KT-HBLEDD90-1.5F-8XX-VDIM-P /G2

LED HIGH BAY FIXTURE

DESCRIPTION

Complete Compact LED High Bay Fixture

APPLICATION

Used for commercial and industrial high bay lighting applications



PRODUCT FEATURES

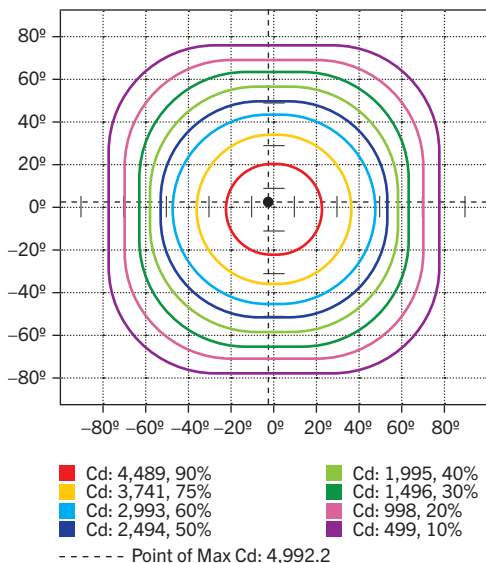
- Architectural grade compact design
- Designed to accept easy screw-in installation of optional sensors via 1/2" threaded receptacle in driver cover
- Compatible with Keystone SmartSafe emergency LED drivers (see accessories section for details)
- Powered by Keystone 0–10V dimming LED drivers with 12V Aux
- Frosted lens eliminates glare
- V-hook and chain mounting accessories included
- UL Listed 1598: Suitable for dry and damp locations
- Ambient operating temperature: –20°C/–4°F to 50°C/122°F
- THD: < 20%
- PF: > 0.90
- LED chip lifetime: L70 >100,000 hrs @ 25°C/77°F ambient fixture temp.

PERFORMANCE SPECIFICATIONS

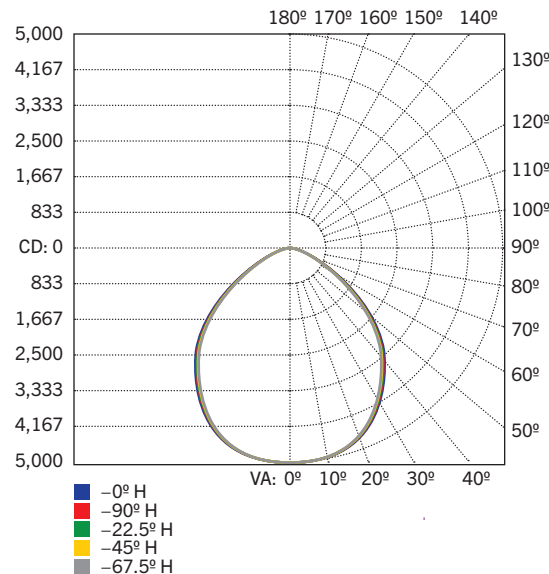
CATALOG NUMBER	NOMINAL LENGTH	INPUT VOLTAGE	CCT	WATTAGE	LUMEN OUTPUT	EFFICACY	CRI	POWER FACTOR	LIFETIME
KT-HBLEDD90-1.5F-840-VDIM-P /G2	1.5 ft.	120–277V	4000K	90W	13,500	150 lm/W	>80.0	>0.90	50,000 hrs
KT-HBLEDD90-1.5F-850-VDIM-P /G2	1.5 ft.	120–277V	5000K	90W	13,590	151 lm/W	>80.0	>0.90	50,000 hrs

PHOTOMETRIC SPECIFICATIONS

ISOCANDELA PLOT



POLAR CANDELA DISTRIBUTION



ZONAL LUMEN SUMMARY

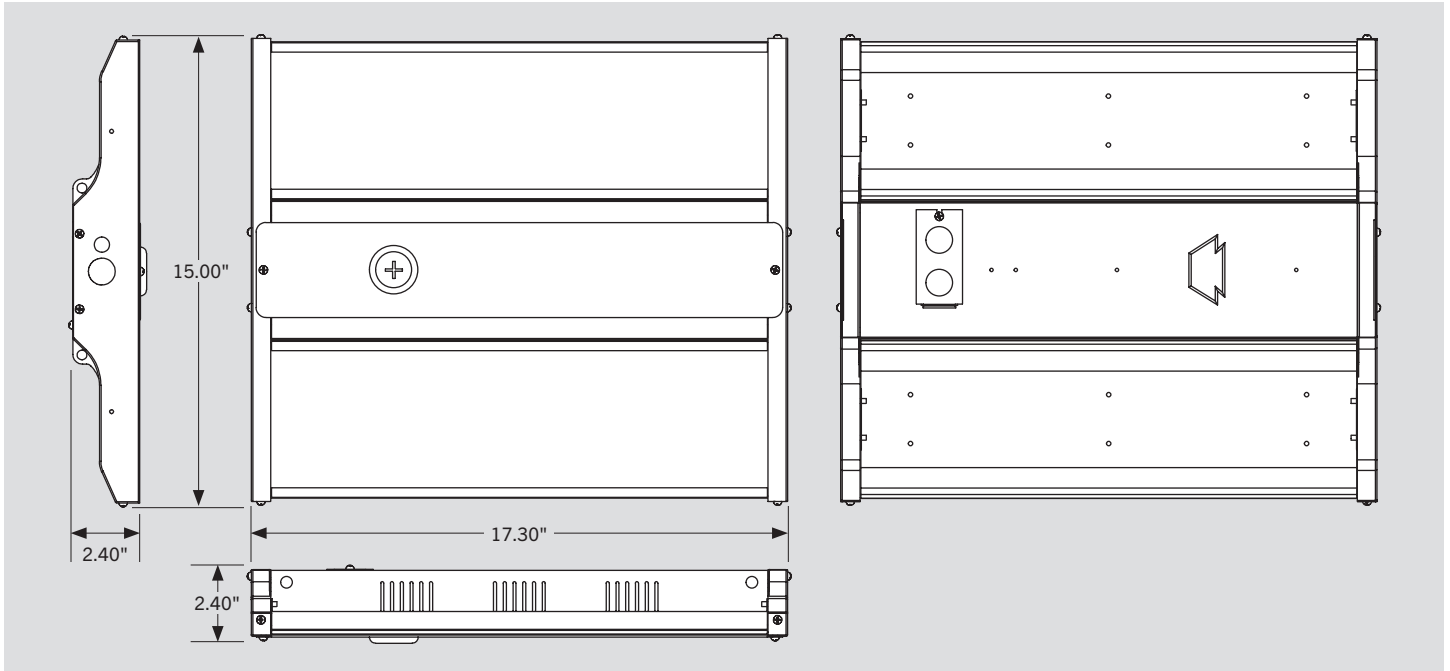
Zone	Lumens	% Luminaire
0–30	3,852.1	29.70%
0–40	6,275.4	48.40%
0–60	10,717.6	82.60%
60–90	2,224.9	17.10%
70–100	855.3	6.60%
90–120	9.0	0.10%
0–90	12,942.5	99.70%
90–180	45.7	0.30%
0–180	12,978.2	100%



KT-HBLED90-1.5F-8XX-VDIM-P /G2

LED HIGH BAY FIXTURE

PHYSICAL SPECIFICATIONS







KT-HBLEDD90-1.5F-8XX-VDIM-P /G2

LED HIGH BAY FIXTURE

ACCESSORIES

SENSORS

Factory-Installable OR Field-Installable (field-installable purchased separately)


✓	SUFFIX*	CATALOG NUMBER	DESCRIPTION	UPC	EASY CODE
	/HBFC1	KTSL-HBFC1-UV-KO-PIR	Smart Loop Bluetooth mesh PIR occupancy sensor with built-in fixture controller 	843654129266	AEJ-50
	/FC3	KTSL-FC3-12V-PKO-PIR	Smart Loop Bluetooth mesh screw-in PIR occupancy sensor with built-in fixture controller. No wiring required. 	843654138862	OCW-60
	/PIR2	KTS-PIR2-UV-KO	PIR sensor for high bay fixtures; Preset for 5 min hold time, 10 min standby time at 10% dim, daylight disabled	843654123288	IOF-04
	/PIR-A	KTS-PIR3-12V-PKO /A	Smart Port PIR sensor for high bay fixtures; Preset for 1 min hold time, 3 min standby time at 30% dim, daylight disabled	843654133638	RXQ-30
	/PIR-B	KTS-PIR3-12V-PKO /B	Smart Port PIR sensor for high bay fixtures; Preset for 5 min hold time, 10 min standby time at 10% dim, daylight disabled	843654133645	LEF-34
	/MW3-A	KTS-MW3-12V PKO /A	Smart Port Microwave Occupancy sensor for high bay fixtures; Preset for 1 min hold time, 3 min standby time at 30% dim, daylight disabled	843654133317	XYR-25
	/MW3-B	KTS-MW3-12V PKO /B	Smart Port Microwave Occupancy sensor for high bay fixtures; Preset for 5 min hold time, 10 min standby time at 10% dim, daylight disabled	843654133324	SPF-37



* For factory installation of accessory, add suffix to fixture part number (see ordering examples and instructions on last page of spec sheet).

Field-Installable / Field-Use ONLY (purchased separately)

CATALOG NUMBER	DESCRIPTION	UPC	EASY CODE
KTS-MW3-REMOTECONTROL	Remote control for KTS-MW3-12V-PKO /A or /B and KTS-PIR3-12V-PKO /A or /B sensors. Used to set and adjust all sensor settings, including high-end trim brightness, sensitivity, hold time, daylight threshold, stand-by time, and stand-by dimming level.	843654132020	XSR-61



(Accessories continued on next page)

KT-HBLED90-1.5F-8XX-VDIM-P /G2

LED HIGH BAY FIXTURE

ACCESSORIES (continued)

CORD SETS

Factory-Installable OR Field-Installable (field-installable purchased separately)

✓	SUFFIX*	CATALOG NUMBER	DESCRIPTION	UPC	EASY CODE
	/515P6	KT-CS-515P-6-18/3	Cord set for high bay; 125V NEMA 5-15P; straight blade plug; 6' SJTOW cable; 18/3 wire	843654140124	UKH-26
	/L715P10	KT-CS-L715P-10-16/3	Cord set for high bays; 277V NEMA L7-15P; twist lock plug; 10' SJTOW cable; 16/3 wire	843654140131	SFV-88
	/L615P10	KT-CS-L615P-10-16/3	Cord set for high bays; 250V NEMA L6-15P; twist lock plug; 10' SJTOW cable; 16/3 wire	843654140148	ZQS-05
	/L515P10	KT-CS-L515P-10-16/3	Cord set for high bays; 250V NEMA L5-15P; twist lock plug; 10' SJTOW cable; 16/3 wire	843654140155	GVH-22
	/L715P6	KT-CS-L715P-6-16/3	Cord set for high bays; 277V NEMA L7-15P; twist lock plug; 6' SJTOW cable; 16/3 wire	843654140162	DVU-44
	/L615P6	KT-CS-L615P-6-16/3	Cord set for high bays; 250V NEMA L6-15P; twist lock plug; 6' SJTOW cable; 16/3 wire	843654140179	LCW-66
	/L515P6	KT-CS-L515P-6-16/3	Cord set for high bays; 250V NEMA L5-15P; twist lock plug; 6' SJTOW cable; 16/3 wire	843654140186	POC-82
	/MC63	KT-MC-NP-6-18/3	MC cable whip for high bays; no plug; inners 1/2" strip on both ends; 6' metal-clad cable; 18/3 wire	843654134505	EYP-82
	/MC65	KT-MC-NP-6-18/5	MC cable whip for high bays; no plug; inners 1/2" strip on both ends; 6' metal-clad cable; 18/5 wire (dimming wires included)	843654134512	CBU-56
	/NP10	KT-CS-NP-10-16/3	Cord for high bays; no plug; inners 1/2" strip on both ends; 10' SJTOW cable; 16/3 wire	843654140193	YOH-90
	/NP6	KT-CS-NP-6-16/3	Cord for high bays; no plug; inners 1/2" strip on both ends; 6' SJTOW cable; 16/3 wire	843654140216	HUB-73
	/NP15	KT-CS-NP-15-16/3	Cord for high bays; no plug; inners 1/2" strip on both ends; 15' SJTOW cable; 16/3 wire	843654140209	EYD-18
	/NP6D	KT-CS-NP-6-18/5	Cord for fixtures; no plug; inners 1/2" strip on both ends; 6' long black SJTOW cable; 300V; 18/5 wire	843654153346	ANT-58
	/NP6D	KT-CS-NP-6-18/6	Cord for fixtures; no plug; inners 1/2" strip on both ends; 6' long black SJTOW cable; 300V; 18/6 wire. For use with Emergency	843654153353	ZRX-06
	/NP10D	KT-CS-NP-10-18/5	Cord for fixtures; no plug; inners 1/2" strip on both ends; 10" long black SJTOW cord; 300V; 18/5 wire	843654153360	DSZ-45
	/NP10D	KT-CS-NP-10-18/6	Cord for fixtures; no plug; inners 1/2" strip on both ends; 10" long black SJTOW cord; 300V; 18/6 wire. For use with Emergency	843654153377	FFI-18
	/NP15D	KT-CS-NP-15-18/5	Cord for fixtures; no plug; inners 1/2" strip on both ends; 15" long black SJTOW cord; 300V; 18/5 wire	843654153384	JEB-96
	/NP15D	KT-CS-NP-15-18/6	Cord for fixtures; no plug; inners 1/2" strip on both ends; 15" long black SJTOW cord; 300V; 18/6 wire. For use with Emergency	843654153391	RQV-39
	/NP20D	KT-CS-NP-20-18/5	Cord for fixtures; no plug; inners 1/2" strip on both ends; 20" long black SJTOW cord; 300V; 18/5 wire	843654154442	USN-91
	/NP20D	KT-CS-NP-20-18/6	Cord for fixtures; no plug; inners 1/2" strip on both ends; 20" long black SJTOW cord; 300V; 18/6 wire. For use with Emergency	843654154459	JCN-20
	/NP22D	KT-CS-NP-22-18/5	Cord for fixtures; no plug; inners 1/2" strip on both ends; 20" long black SJTOW cord; 300V; 18/5 wire	843654153407	DUH-47
	/NP22D	KT-CS-NP-22-18/6	Cord for fixtures; no plug; inners 1/2" strip on both ends; 20" long black SJTOW cord; 300V; 18/6 wire. For use with Emergency	843654153414	ITP-55



* For factory installation of accessory, add suffix to fixture part number (see ordering examples and instructions on last page of spec sheet).
Note: For cord sets not listed here, please contact your Keystone sales rep.

(Accessories continued on next page)

KT-HBLED90-1.5F-8XX-VDIM-P /G2

LED HIGH BAY FIXTURE

ACCESSORIES (continued)

EMERGENCY BACKUP

Factory-Installable OR Field-Installable (field-installable purchased separately)

✓	SUFFIX*	CATALOG NUMBER	DESCRIPTION	UPC	EASY CODE
	/EM5†	KT-EMRG-LED-5C-500-EN /DF	5W, 500 lumen Smart Safe emergency backup with dual flex cables	843654132433	RAR-74
	/EM12†	KT-EMRG-LED-12C-1200-EN /DF	12W, 1200 lumen Smart Safe emergency backup with dual flex cables	890949019900	YCV-23
	/EM20†	KT-EMRG-LED-20SD-2000-EN /DF	20W, 2000 lumen Smart Safe emergency backup with dual flex cables; Self-diagnostic	843654103143	BZU-19




5W, 500 lumen Battery Backup
KT-EMRG-LED-5C-500-EN /DF



12W, 1200 lumen Battery Backup
KT-EMRG-LED-12C-1200-EN /DF



20W, 2000 lumen Battery Backup
KT-EMRG-LED-20SD-2000-EN /DF



* For factory installation of accessory, add suffix to fixture part number (see ordering examples and instructions on last page of spec sheet).
† Factory installation of emergency backup units will automatically include any relevant mounting bracket.

Field-Installable / Field-Use ONLY (purchased separately)

CATALOG NUMBER	DESCRIPTION	UPC	EASY CODE
KT-HBLED-EM-BR-KIT	Emergency LED backup mounting bracket kit for LED high bay fixtures	843654110066	OGY-07



Emergency Backup Mounting Bracket
KT-HBLED-EM-BR-KIT

(Accessories continued on next page)

KT-HBLEDD90-1.5F-8XX-VDIM-P /G2


LED HIGH BAY FIXTURE

ACCESSORIES (continued)

MOUNTS AND BRACKETS

Factory-Installable OR Field-Installable (field-installable purchased separately)


✓	SUFFIX*	CATALOG NUMBER	DESCRIPTION	UPC	EASY CODE
	/WG-4	KT-HBLEDD-WG-4-KIT /G2	Wire guard kit for 1.5' /G2 linear LED high bay fixtures (60W, 80W, 90W)	843654137780	WNJ-83



* For factory installation of accessory, add suffix to fixture part number (see ordering examples and instructions on last page of spec sheet).

Field-Installable / Field-Use ONLY (purchased separately)


CATALOG NUMBER	DESCRIPTION	UPC	EASY CODE
KT-HBLEDD-SM-1-KIT	Surface mount kit for LED high bay fixtures	890919020035	LDN-61
KT-HBLEDD-CABLE-KIT	Aircraft cable hanging kit for LED high bay fixtures	890949012871	XPJ-88



STEP-DOWN TRANSFORMERS

Factory-Installable OR Field-Installable (field-installable purchased separately)

✓	SUFFIX*	CATALOG NUMBER	DESCRIPTION	UPC	EASY CODE
	/480†‡	KTAT-250-480-277 /SF	Fully enclosed, single flex step-down transformer for LED high bay fixtures (250VA or lower)	843654102931	XIM-17



* For factory installation of accessory, add suffix to fixture part number (see ordering examples and instructions on last page of spec sheet).

† Factory installation of step-down transformer units will automatically include any relevant mounting bracket.

‡ Step-down transformers cannot be ordered in conjunction with standard SJTOW cord set options (contact Keystone sales rep for available custom options if needed).



KT-HBLED90-1.5F-8XX-VDIM-P /G2

LED HIGH BAY FIXTURE

FIXTURE ORDERING INFORMATION

ORDER CODE	PACK QTY.	UPC	EASY CODE
KT-HBLED90-1.5F-840-VDIM-P /G2	1	843654136844	SJE-96
KT-HBLED90-1.5F-850-VDIM-P /G2	1	843654136851	KRT-05

FIXTURE CATALOG NUMBER BREAKDOWN


KT-HBLED90-1.5F-8XX-VDIM-P /G2

1	2	3	4	5	6	7	8	9	10
1 Keystone Technologies	2 LED High Bay Fixture	3 Wattage	4 Nominal Length	5 Frosted Lens	6 80 CRI	7 Color Temperature	8 0–10V Dimming	9 Premium Series	10 2nd Generation

ORDERING EXAMPLES


FIXTURE WITH MULTIPLE FACTORY-INSTALLED ACCESSORIES*

KT-HBLED90-1.5F-840-VDIM-P /G2/PIR2/L715P6/EM5/WG-4




FIXTURE WITH MULTIPLE FACTORY-INSTALLED ACCESSORIES*

KT-HBLED90-1.5F-840-VDIM-P /G2/PIR2/EM5/WG-4/480




FIXTURE WITH TWO FACTORY-INSTALLED ACCESSORIES*

KT-HBLED90-1.5F-840-VDIM-P /G2/PIR2/480




FIXTURE WITH SINGLE FACTORY-INSTALLED ACCESSORY

KT-HBLED90-1.5F-840-VDIM-P /G2/PIR2



FIXTURE WITH NO FACTORY-INSTALLED ACCESSORIES

KT-HBLED90-1.5F-840-VDIM-P /G2



KEYSTONE FIXTURE

CATALOG NUMBER

KT-HBLED90-1.5F-840-VDIM-P /G2

SENSORS

✓ SUFFIX	CATALOG NUMBER
/PIR2	KTS-PIR2-UV-KO

CORD SETS

✓ SUFFIX	CATALOG NUMBER
/L715P6	KT-CS-L715P-6-16/3

EMERGENCY BACKUP

✓ SUFFIX	CATALOG NUMBER
/EM5	KT-EMRG-LED-5C-500-EN /DF

MOUNTS AND BRACKETS

✓ SUFFIX	CATALOG NUMBER
/WG-4	KT-HBLED-WG-4-KIT /G2

STEP-DOWN TRANSFORMERS

✓ SUFFIX	CATALOG NUMBER
/480	KTAT-250-480-277 /SF

Note: Step-down transformers cannot be ordered in conjunction with standard SJTOW cord set options (contact Keystone sales rep for available custom options if needed).

* When ordering more than one factory-installed accessory, use multiple suffixes as shown in the ordering examples above.
 Note: All accessories can also be ordered separately for field installation using just their regular Catalog Number, UPC, or Easy Code.