

# KT-BPLED45PS-24C-8CSA-VDIM

## BACKLIT LED PANEL LIGHT

**DESCRIPTION**

2'x 4' LED Panel | 45/35/30W | 3500/4000/5000K  
 120-277V input | 0-10V dimming | Contractor Prime



**PRODUCT FEATURES**

- Features Keystone Color Select technology. Adjust CCT between 3500/4000/5000K
- Features Keystone Power Select technology. Adjust power between 45/35/30W
- Extruded aluminum frame with precision laser welded corners and satin white powder coating
- Suitable for recessed or surface mount (with optional accessories)
- Construction features precise optical lenses over each individual LED, offering optimal light diffusion and consistent surface illumination, with no risk of yellowing over product lifetime
- UL Certified for Dry/Damp locations
- Powered by Keystone 0-10V dimmable LED driver with built-in junction box
- Compatible with Keystone SmartSafe LED emergency backup
- Over 50% energy savings compared to traditional fluorescent troffers
- Operating temp range -20°C/-4°F to 40°C/104°F
- IC Rated

**PERFORMANCE SPECIFICATIONS**

Catalog Number	Nominal Size	Selectable Wattage	Selectable CCT	Lumens	Efficacy	Input Voltage	Dimmable	DLC	CRI
KT-BPLED45PS-24C-8CSA-VDIM	2' x 4'	45W	3500K	5300	118 lm/W	120-277V	0-10V	Yes	>80
			4000K	5650	125 lm/W				
			5000K	5350	118 lm/W				
		35W	3500K	4200	120 lm/W				
			4000K	4550	130 lm/W				
			5000K	4235	121 lm/W				
		30W	3500K	3850	128 lm/W				
			4000K	4200	140 lm/W				
			5000K	3900	130 lm/W				

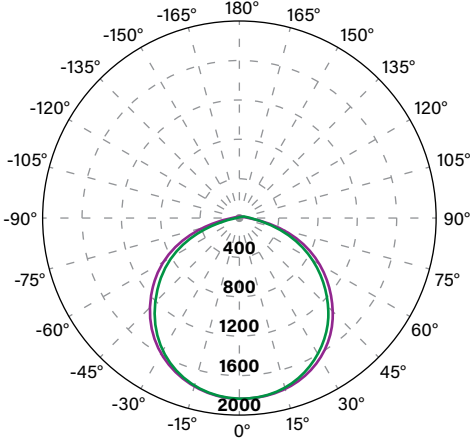
\* Preset to (5000K)  
 \* Color Uniformity: CCT (Correlated Color Temperature) range as per guidelines outlined in ANSI C78.377-2017.

# KT-BPLED45PS-24C-8CSA-VDIM

## BACKLIT LED PANEL LIGHT

### PHOTOMETRIC SPECIFICATIONS

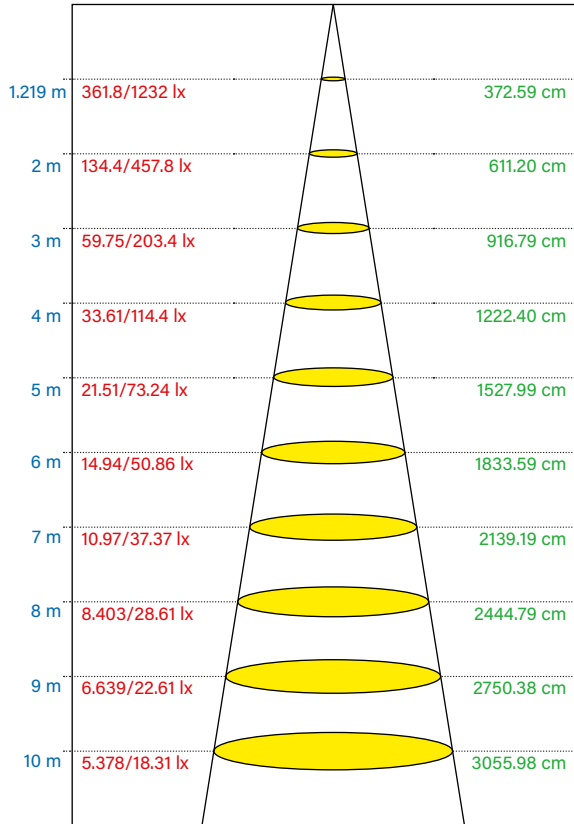
#### POLAR CANDELA DISTRIBUTION



Average beam angle (50%) : **116.5°** **1 Violet** C0/180, 119.4  
Unit: cd **2 Green** C90/270, 113.6

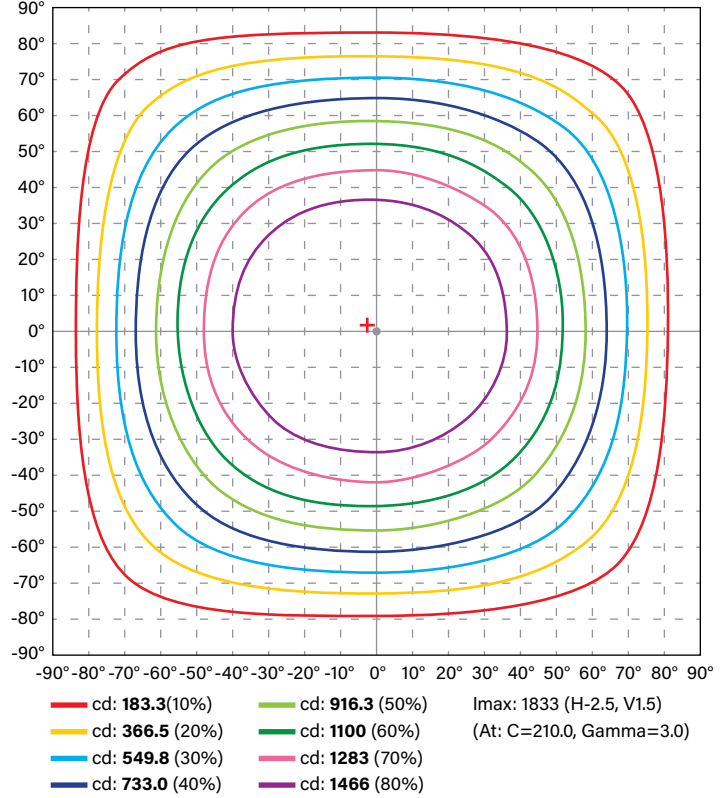
#### FLUX CHART

Flux Out: 4006 lm

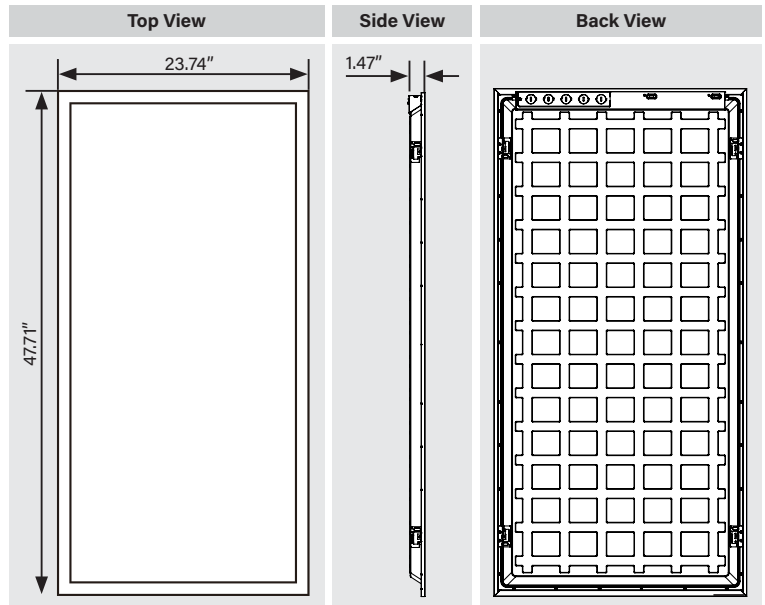


Height **Eavg/Emax** Angle: 115.54° **Diameter**

#### ISOCANDELA PLOT



### PHYSICAL SPECIFICATIONS



# KT-BPLED45PS-24C-8CSA-VDIM

## BACKLIT LED PANEL LIGHT

### ACCESSORIES

#### SENSORS

Factory-Installable OR Field-Installable (field-installable purchased separately)

✓	SUFFIX*	CATALOG NUMBER	DESCRIPTION	UPC	EASY CODE
	/FC1-PIR	KTSL-FC1-UV-KO-PIR	Bluetooth Mesh Wireless Fixture Controller for SmartLoop System with remote mountable daylight and PIR motion sensor. 120-277V. 3A Max Load with 0-10V Dimming	843654129259	MGZ-59



**Note:** Keystone SmartLoop is a DLC Qualified Network Lighting Control solution, offering advanced functions such as complete wireless control, zoning, high-end trim, occupancy/vacancy sensing, scene setting, and scheduling. To learn more about SmartLoop, please visit <http://www.keystonetech.com/smartloop>.

#### CORD SETS

Factory-Installable OR Field-Installable (field-installable purchased separately)

✓	SUFFIX*	CATALOG NUMBER	DESCRIPTION	UPC	EASY CODE
	/515P6	KT-CS-515P-6-18/3	Cord set for high bay; 125V NEMA 5-15P; straight blade plug; 6' SJTOW cable; 18/3 wire	843654140124	UKH-26
	/L715P10	KT-CS-L715P-10-16/3	Cord set for high bays; 277V NEMA L7-15P; twist lock plug; 10' SJTOW cable; 16/3 wire	843654140131	SFV-88
	/L615P10	KT-CS-L615P-10-16/3	Cord set for high bays; 250V NEMA L6-15P; twist lock plug; 10' SJTOW cable; 16/3 wire	843654140148	ZQS-05
	/L515P10	KT-CS-L515P-10-16/3	Cord set for high bays; 250V NEMA L5-15P; twist lock plug; 10' SJTOW cable; 16/3 wire	843654140155	GVH-22
	/L715P6	KT-CS-L715P-6-16/3	Cord set for high bays; 277V NEMA L7-15P; twist lock plug; 6' SJTOW cable; 16/3 wire	843654140162	DVU-44
	/L615P6	KT-CS-L615P-6-16/3	Cord set for high bays; 250V NEMA L6-15P; twist lock plug; 6' SJTOW cable; 16/3 wire	843654140179	LCW-66
	/L515P6	KT-CS-L515P-6-16/3	Cord set for high bays; 250V NEMA L5-15P; twist lock plug; 6' SJTOW cable; 16/3 wire	843654140186	POC-82
	/MC-63	KT-MC-NP-6-18/3	MC cable whip for high bays; no plug; inners 1/2" strip on both ends; 6' metal-clad cable; 18/3 wire	843654134505	EYP-82
	/MC-65	KT-MC-NP-6-18/5	MC cable whip for high bays; no plug; inners 1/2" strip on both ends; 6' metal-clad cable; 18/5 wire (dimming wires included)	843654134512	CBU-56
	/NP10	KT-CS-NP-10-16/3	Cord for high bays; no plug; inners 1/2" strip on both ends; 10' SJTOW cable; 16/3 wire	843654140193	YOH-90
	/NP6	KT-CS-NP-6-16/3	Cord for high bays; no plug; inners 1/2" strip on both ends; 6' SJTOW cable; 16/3 wire	843654140216	HUB-73
	/NP15	KT-CS-NP-15-16/3	Cord for high bays; no plug; inners 1/2" strip on both ends; 15' SJTOW cable; 16/3 wire	843654140209	EYD-18



\* For factory installation of accessory, add suffix to fixture part number (see ordering examples and instructions on last page of spec sheet).  
**Note:** For cord sets not listed here, please contact your Keystone sales rep.

(Accessories continued on next page)

# KT-BPLED45PS-24C-8CSA-VDIM

## BACKLIT LED PANEL LIGHT

### ACCESSORIES (continued)

#### EMERGENCY BACKUP

Factory-Installable OR Field-Installable (field-installable purchased separately)



✓	SUFFIX*	CATALOG NUMBER	DESCRIPTION	UPC	EASY CODE
	/EM5†	KT-EMRG-LED-5C-500-EN /DF	5W, 500 lumen Smart Safe emergency backup with dual flex cables	843654132433	RAR-74
	/EM12†	KT-EMRG-LED-12C-1200-EN /DF	12W, 1200 lumen Smart Safe emergency backup with dual flex cables	890949019900	YCV-23



\* For factory installation of accessory, add suffix to fixture part number (see ordering examples and instructions on last page of spec sheet).  
† Factory installation of emergency backup units will automatically include any relevant mounting bracket.

Field-Installable / Field-Use ONLY (purchased separately)

CATALOG NUMBER	DESCRIPTION	UPC	EASY CODE
KT-BPLED-EM-22/4C-KIT	Emergency LED backup mounting bracket kit for backlit panel fixtures	843654157016	YLZ-48
KT-BPLED-SM-24-KIT /G2	Surface Mount Kit 2x4 Backlit panels	843654134543	CGY-52
KT-BPLED-CABLE-KIT	Aircraft cable hanging kit for LED high bay fixtures	843654133423	JLB-77



# KT-BPLED45PS-24C-8CSA-VDIM

## BACKLIT LED PANEL LIGHT

### ORDERING INFORMATION

CATALOG NUMBER	CARTON QTY.	EASY CODE	UPC	DLC PRODUCT ID
KT-BPLED45PS-24C-8CSA-VDIM	2	OQM-00	843654156996	S-FBC68M

### CATALOG NUMBER BREAKDOWN

# KT-BPLED45PS-24C-8CSA-VDIM

1 2 3 4 5 6 7 8 9 10


- 1 Keystone Technologies
- 2 Backlit Panel Light LED Fixture
- 3 Wattage
- 4 Power Select
- 5 2' x 4' Nominal Size
- 6 Contractor Series
- 7 80 CRI
- 8 Color Select
- 9 Color Select Designation
- 10 0-10V Dimming

- 9 Color Select
- A 3500/4000/5000K

### ORDERING EXAMPLES


FIXTURE WITH MULTIPLE FACTORY-INSTALLED ACCESSORIES\*

**KT-BPLED45PS-24C-8CSA-VDIM /PIR/L715P6/EM5**




FIXTURE WITH TWO FACTORY-INSTALLED ACCESSORIES\*

**KT-BPLED45PS-24C-8CSA-VDIM /PIR/EM5**




FIXTURE WITH SINGLE FACTORY-INSTALLED ACCESSORY

**KT-BPLED45PS-24C-8CSA-VDIM /L715P6**



FIXTURE WITH NO FACTORY-INSTALLED ACCESSORIES

**KT-BPLED45PS-24C-8CSA-VDIM**



KEYSTONE FIXTURE	
CATALOG NUMBER	
KT-BPLED45PS-24C-8CSA-VDIM	

SENSORS	
SUFFIX	CATALOG NUMBER
✓ /FC1-PIR	KTSL-FC1-UV-KO-PIR

CORD SETS	
SUFFIX	CATALOG NUMBER
✓ /L715P6	KT-CS-L715P-6-16/3

EMERGENCY BACKUP	
SUFFIX	CATALOG NUMBER
✓ /EM5	KT-EMRG-LED-5C-500-EN /DF

\* When ordering more than one factory-installed accessory, use multiple suffixes as shown in the ordering examples above.  
**Note:** All accessories can also be ordered separately for field installation using just their regular Catalog Number, UPC, or Easy Code.