

LED HIGH BAY(MHB09)



Applications:

Suitable for commercial, retail and institutional applications including gymnasiums, factories and warehouses.

Features

- Sealed die-casting profile for indoor and outdoor applications.
- Best choice for replacing up to 400W MH.
- Universal 120VAC input voltage.
- Efficacy up to 112 lumens per watt.
- Light engines are available in standard 3000K, 4000K, 5000K(80 CRI) configurations.
- Operating temperature is -40°C to 40°C(-40°F to 104°F).
- Hook mount, pendant mount and surface mount available.



60W/80W



100W/120W



155W



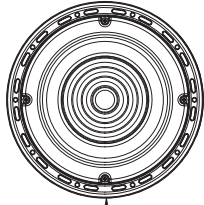
PERFORMANCE DATA

SYSTEM WATTS	VOLTAGE	PHOTOMETRY	LUMENS 3000K(80CRI)	LPW 3000K(80CRI)	LUMENS 4000K(80CRI)	LPW 4000K(80CRI)	LUMENS 5000K(80CRI)	LPW 5000K(80CRI)
60W	120VAC	High Bay	6300lm	105 lm/W	6400lm	107 lm/W	6400lm	107 lm/W
80W	120VAC	High Bay	8400lm	105 lm/W	8500lm	106 lm/W	8500lm	106 lm/W
100W	120VAC	High Bay	10500lm	105 lm/W	11000lm	110 lm/W	11000lm	110 lm/W
120W	120VAC	High Bay	12600lm	105 lm/W	13000lm	108 lm/W	13000lm	108 lm/W
155W	120VAC	High Bay	16300lm	105 lm/W	17400lm	112 lm/W	17400lm	112 lm/W

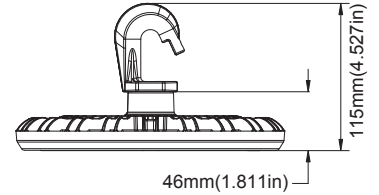

DIMENSION

unit: mm/inch

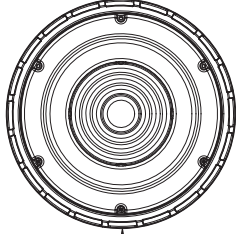
60W/80W



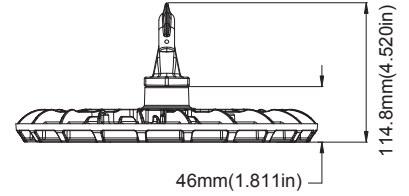
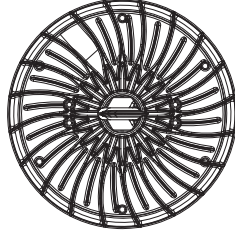
Ø210mm(Ø8.268in)



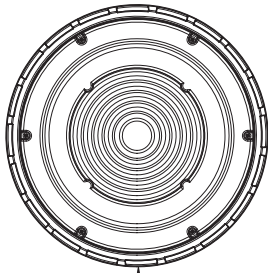
100/120W



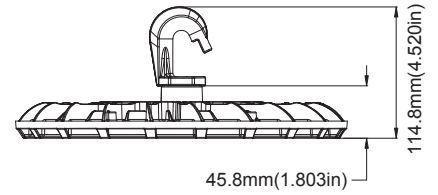
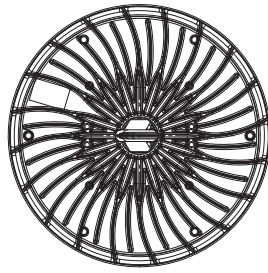
Ø249mm(Ø9.802in)



155W

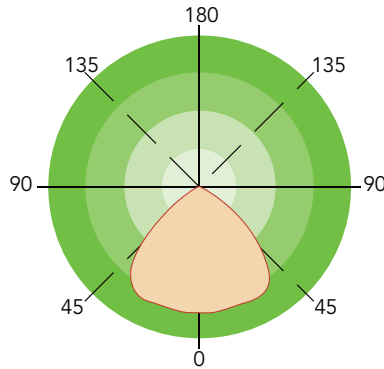


Ø290mm(Ø11.417in)



PHOTOMETRICS

General



ORDERING GUIDE

Example: MHB09100W27V50KB

Fixture Type	Wattage	Voltage	CCT	Finish	Internal Code
<input type="text"/>	<input type="text"/>	<input type="text"/>	<input type="text"/>	<input type="text"/>	<input type="text"/>
MHB09 High Bay Series	60W 80W 100W 120W 155W	12V 120V	30K 3000K 40K 4000K 50K 5000K	B Black D Dark Bronze W White	Blank Alphanumeric