



ENERGETIC
LIGHTING

| | | |
|----------|------------|-------|
| Project: | Catalog #: | Type: |
|----------|------------|-------|

| | | |
|--------------|--------|-------|
| Prepared by: | Notes: | Date: |
|--------------|--------|-------|

E2VT

LED Vapor Tight Fixture
Fixed CCT | 2-ft, 4-ft options
5-yr Warranty



OVERVIEW

Energetic Lighting's E2VT series vapor tight fixture is suitable for use in a broad range of commercial applications. Utilizing today's latest innovative LED solutions and technologies while paired with world class manufacturing practices, the E2VT provides customers an affordable LED vapor tight fixture offering the perfect blend of design, performance, value and reliability.


An attractive and high-performance product thanks to its radiused profile with 130+ LPW high efficacy LED diodes. The fully sealed housing can be installed in high humidity areas and in locations that receive direct water exposure. Both fixture body and diffuser are constructed of durable polymers for impact resistance. This versatile light can be used for general functional lighting, where its rugged construction and long LED lifetime will provide years of maintenance-free service. Installation is quick and simple with standard sized conduit openings at both ends, quick mounting clips, and hang bracket mounting options all included.

KEY FEATURES

- 2' and 4' configurations available for design flexibility
- All configurations are DLC 5.0 Premium listed
- 130+ LPW provides 40-60% in energy savings vs. fluorescent
- Polymer diffusing lens creates an extremely uniform visual aesthetic and provides targeted uniform illumination
- UL Listed wet location + IP65 rating
- Easy and tamper resistant installation
- Emergency battery backup systems available
- Internal integrated occupancy sensor available
- Liquid-tight connector included / optional flexible metal conduit adapter available
- Available in 4000K & 5000K @ >80 CRI for design flexibility
- 120-277V drivers with 0-10v dimming standard
- 88% lumen maintenance @ 54,000 hours – L88/54,000 (per IES TM21)
- Projected L70 @ 148,000 hours = maintenance free illumination (per IES TM21)




Highlights



Convenient LED tray cables provide fixture support during wiring



Surface-mounting clips (included)



Suspension V-hook brackets (included)



Liquid-tight cord bushing (included)



Flexible metal conduit adapter fitting (optional)

Load Information

| | |
|----------------|---------------|
| Power Factor | 0.9 |
| THD | 10% |
| Low Temp Start | -45°C (-49°F) |
| Max Temp | 45°C (113°F) |
| Unit Weight | 2-ft 2.5 LBS |
| | 4-ft 4.5 LBS |

Shipping Information

| Item | Weight | Box Qty. |
|-------------|---------|----------|
| 2-ft length | 3.5 lbs | 4 per |
| 4-ft length | 5 lbs | 4 per |

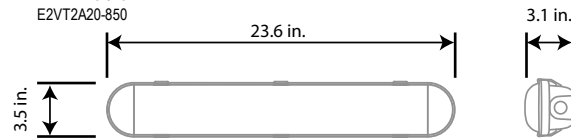
Lumen Maintenance

| Ambient Temperature | TM-21 Lumen Maintenance (54,000 hours) | Theoretical L70 (hours) |
|---------------------|--|-------------------------|
| 25°C | >88% | 148,000 |

Dimensions

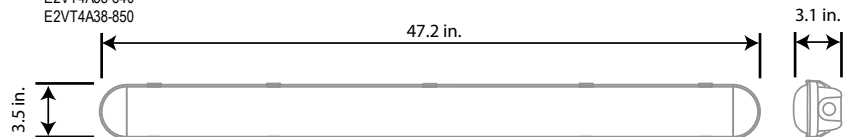
2-ft models:

E2VT2A20-840
E2VT2A20-850



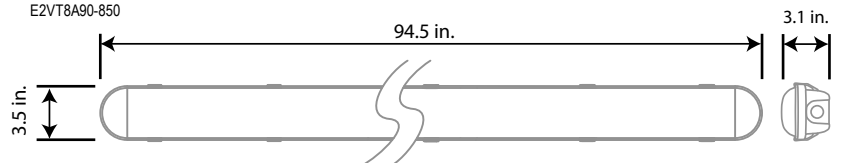
4-ft models:

E2VT4A38-840
E2VT4A38-850



8-ft models:

E2VT8A75-840
E2VT8A75-850
E2VT8A90-840
E2VT8A90-850





STOCK ORDERING INFORMATION

2-FT Housing Length

2-FT Housing Length

| Catalog Logic | Order # | Lumens | Wattage | LPW | Color Temp | CRI | Voltage | Dimming | DLC | Pallet Qty |
|---------------|---------|---------|---------|-----|------------|-----|---------|---------|-------|------------|
| E2VT2A20-840 | 90010 | 2620 LM | 20 W | 131 | 4000K | 82 | 120-277 | 0-10v | 5.0 P | TBA |
| E2VT2A20-850 | 90011 | 2640 LM | 20 W | 132 | 5000K | 82 | 120-277 | 0-10v | 5.0 P | TBA |

4-FT Housing Length

4-FT Housing Length

| Catalog Logic | Order # | Lumens | Wattage | LPW | Color Temp | CRI | Voltage | Dimming | DLC | Pallet Qty |
|---------------|---------|---------|---------|-----|------------|-----|---------|---------|-------|------------|
| E2VT4A38-840 | 90012 | 5168 LM | 38 W | 136 | 4000K | 82 | 120-277 | 0-10v | 5.0 P | 176 |
| E2VT4A38-850 | 90013 | 5206 LM | 38 W | 137 | 5000K | 82 | 120-277 | 0-10v | 5.0 P | 176 |

4-FT Housing Length with integrated occupancy sensor

| Catalog Logic | Order # | Lumens | Wattage | LPW | Color Temp | CRI | Voltage | Dimming | DLC | Pallet Qty |
|---------------|---------|---------|---------|-----|------------|-----|---------|---------|-----|------------|
| E2VT4A38M-840 | 90021 | 4940 LM | 38 W | 130 | 4000K | 82 | 120-277 | 0-10v | TBA | TBA |
| E2VT4A38M-850 | 90022 | 4978 LM | 38 W | 131 | 5000K | 82 | 120-277 | 0-10v | TBA | TBA |

4-FT Housing Length with integrated emergency battery backup system

| Catalog Logic | Order # | Lumens | Wattage | LPW | Color Temp | CRI | Voltage | Dimming | DLC | Pallet Qty |
|---------------|---------|---------|---------|-----|------------|-----|---------|---------|-----|------------|
| E2VT4A38E-840 | 90028 | 4940 LM | 38 W | 130 | 4000K | 82 | 120-277 | 0-10v | TBA | TBA |
| E2VT4A38E-850 | 90029 | 4978 LM | 38 W | 131 | 5000K | 82 | 120-277 | 0-10v | TBA | TBA |

8-FT Housing Length

8-FT Housing Length

| Catalog Logic | Order # | Lumens | Wattage | LPW | Color Temp | CRI | Voltage | Dimming | DLC | Pallet Qty |
|---------------|---------|----------|---------|-----|------------|-----|---------|---------|-----|------------|
| E2VT8A75-840 | 90014 | 9750 LM | 75 W | 130 | 4000K | 82 | 120-277 | 0-10v | TBA | TBA |
| E2VT8A75-850 | 90015 | 9825 LM | 75 W | 131 | 5000K | 82 | 120-277 | 0-10v | TBA | TBA |
| E2VT8A90-840 | 90016 | 11700 LM | 90 W | 130 | 4000K | 82 | 120-277 | 0-10v | TBA | TBA |
| E2VT8A90-850 | 90017 | 11790 LM | 90 W | 131 | 5000K | 82 | 120-277 | 0-10v | TBA | TBA |

8-FT Housing Length with integrated occupancy sensor

| Catalog Logic | Order # | Lumens | Wattage | LPW | Color Temp | CRI | Voltage | Dimming | DLC | Pallet Qty |
|---------------|---------|----------|---------|-----|------------|-----|---------|---------|-----|------------|
| E2VT8A75M-840 | 90023 | 9750 LM | 75 W | 130 | 4000K | 82 | 120-277 | 0-10v | TBA | TBA |
| E2VT8A75M-850 | 90024 | 9825 LM | 75 W | 131 | 5000K | 82 | 120-277 | 0-10v | TBA | TBA |
| E2VT8A90M-840 | 90025 | 11700 LM | 90 W | 130 | 4000K | 82 | 120-277 | 0-10v | TBA | TBA |
| E2VT8A90M-850 | 90026 | 11790 LM | 90 W | 131 | 5000K | 82 | 120-277 | 0-10v | TBA | TBA |

8-FT Housing Length with integrated emergency battery backup system

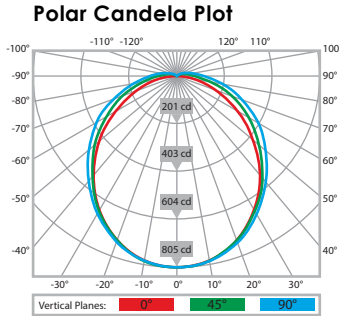
| Catalog Logic | Order # | Lumens | Wattage | LPW | Color Temp | CRI | Voltage | Dimming | DLC | Pallet Qty |
|---------------|---------|----------|---------|-----|------------|-----|---------|---------|-----|------------|
| E2VT8A75E-840 | 90030 | 9750 LM | 75 W | 130 | 4000K | 82 | 120-277 | 0-10v | TBA | TBA |
| E2VT8A75E-850 | 90031 | 9825 LM | 75 W | 131 | 5000K | 82 | 120-277 | 0-10v | TBA | TBA |
| E2VT8A90E-840 | 90032 | 11700 LM | 90 W | 130 | 4000K | 82 | 120-277 | 0-10v | TBA | TBA |
| E2VT8A90E-850 | 90033 | 11790 LM | 90 W | 131 | 5000K | 82 | 120-277 | 0-10v | TBA | TBA |

Options and Accessories

| Catalog Logic | Order # | Description |
|---------------|---------|--|
| E1CAD-FMC | 99024 | Flexible metal conduit, twist on fitting |

PHOTOMETRIC DATA

Cat Logic: E2VT2A20-840
 Test Report: E2VT2A20-840.ies
 CCT: 4000K
 Lamp Type: LED
 Lumens: 2564.9 LM
 Input Watts: 19.24 W
 Efficacy: 133 LM/W
 Spacing Criteria: [0° : 1.24] [90° : 1.28]



Zonal Lumen Summary

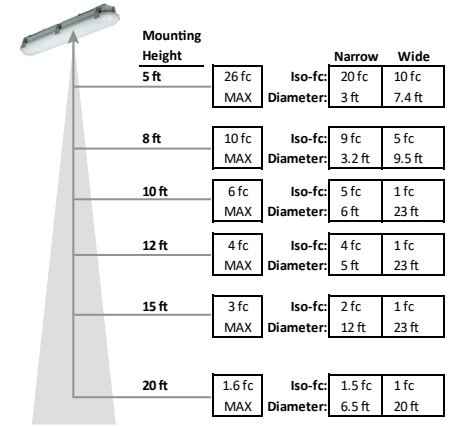
| Zone | Lumens | %Luminaire |
|-------|---------|------------|
| 0-20 | 293.05 | 11.4 |
| 0-30 | 619.57 | 24.2 |
| 0-40 | 1010.96 | 39.4 |
| 0-60 | 1794.84 | 70 |
| 0-80 | 2319.02 | 90.4 |
| 0-90 | 2441.5 | 95.2 |
| 0-180 | 2564.9 | 100 |

Coefficients of Utilization

Effective Floor Cavity Reflectance 0.20

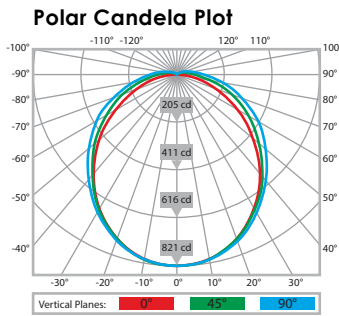
| rc | 80% | | | | 70% | | | | 50% | | | 30% | | | 10% | | | 0% |
|-----|-----|-----|-----|-----|-----|-----|-----|-----|-----|-----|-----|-----|-----|-----|-----|----|----|----|
| | rw | 50 | 30 | 10 | 70 | 50 | 30 | 10 | 50 | 30 | 10 | 50 | 30 | 10 | 50 | 30 | 10 | 0 |
| RCR | | | | | | | | | | | | | | | | | | |
| 0 | 118 | 118 | 118 | 118 | 115 | 115 | 115 | 115 | 108 | 108 | 108 | 103 | 103 | 103 | 98 | 98 | 98 | 95 |
| 1 | 106 | 101 | 96 | 92 | 103 | 98 | 94 | 90 | 93 | 89 | 86 | 88 | 85 | 82 | 84 | 81 | 79 | 77 |
| 2 | 96 | 87 | 80 | 74 | 93 | 85 | 78 | 72 | 80 | 75 | 70 | 76 | 72 | 68 | 73 | 69 | 65 | 63 |
| 3 | 87 | 76 | 68 | 61 | 84 | 74 | 66 | 60 | 70 | 64 | 58 | 67 | 61 | 56 | 64 | 59 | 55 | 52 |
| 4 | 80 | 67 | 58 | 51 | 77 | 66 | 57 | 50 | 62 | 55 | 49 | 59 | 53 | 48 | 57 | 51 | 47 | 44 |
| 5 | 73 | 60 | 51 | 44 | 71 | 59 | 50 | 43 | 56 | 48 | 42 | 53 | 47 | 41 | 51 | 45 | 41 | 38 |
| 6 | 68 | 54 | 45 | 38 | 65 | 53 | 44 | 38 | 50 | 43 | 37 | 48 | 41 | 36 | 46 | 40 | 36 | 33 |
| 7 | 63 | 49 | 40 | 34 | 61 | 48 | 39 | 33 | 46 | 38 | 33 | 44 | 37 | 32 | 42 | 36 | 32 | 29 |
| 8 | 58 | 45 | 36 | 30 | 56 | 44 | 35 | 30 | 42 | 34 | 29 | 40 | 34 | 29 | 39 | 33 | 28 | 26 |
| 9 | 54 | 41 | 32 | 27 | 53 | 40 | 32 | 27 | 39 | 31 | 26 | 37 | 31 | 26 | 36 | 30 | 25 | 24 |
| 10 | 51 | 38 | 30 | 24 | 50 | 37 | 29 | 24 | 36 | 29 | 24 | 34 | 28 | 23 | 33 | 27 | 23 | 21 |

Isofootcandle Sampling



PHOTOMETRIC DATA

Cat Logic: E2VT2A20-850
 Applicable: E2VT2A20M-850
 Models: E2VT2A20E-850
 Test Report: E2VT2A20-850.ies
 CCT: 5000K
 Lamp Type: LED
 Lumens: 2637 LM
 Input Watts: 19.38 W
 Efficacy: 136 LM/W
 Spacing Criteria: [0° : 1.24] [90° : 1.28]



Zonal Lumen Summary

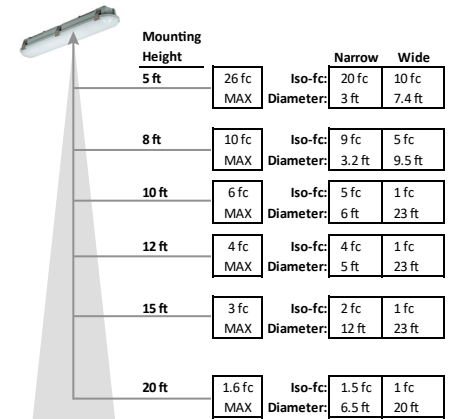
| Zone | Lumens | %Luminaire |
|-------|---------|------------|
| 0-20 | 298.73 | 11.3 |
| 0-30 | 631.85 | 24 |
| 0-40 | 1031.8 | 39.1 |
| 0-60 | 1835.94 | 69.6 |
| 0-80 | 2377.72 | 90.2 |
| 0-90 | 2506 | 95 |
| 0-180 | 2636.81 | 100 |

Coefficients of Utilization

Effective Floor Cavity Reflectance 0.20

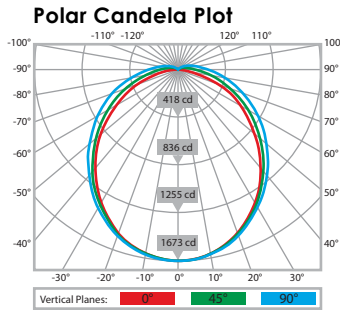
| rc | 80% | | | | 70% | | | | 50% | | | 30% | | | 10% | | | 0% |
|-----|-----|-----|-----|-----|-----|-----|-----|-----|-----|-----|-----|-----|-----|-----|-----|----|----|----|
| | rw | 50 | 30 | 10 | 70 | 50 | 30 | 10 | 50 | 30 | 10 | 50 | 30 | 10 | 50 | 30 | 10 | 0 |
| RCR | | | | | | | | | | | | | | | | | | |
| 0 | 118 | 118 | 118 | 118 | 115 | 115 | 115 | 115 | 108 | 108 | 108 | 103 | 103 | 103 | 97 | 97 | 97 | 95 |
| 1 | 106 | 101 | 96 | 91 | 103 | 98 | 93 | 89 | 93 | 89 | 86 | 88 | 85 | 82 | 83 | 81 | 79 | 76 |
| 2 | 96 | 87 | 80 | 73 | 93 | 85 | 78 | 72 | 80 | 75 | 70 | 76 | 71 | 67 | 72 | 68 | 65 | 63 |
| 3 | 87 | 76 | 67 | 60 | 84 | 74 | 66 | 60 | 70 | 63 | 58 | 67 | 61 | 56 | 64 | 59 | 55 | 52 |
| 4 | 80 | 67 | 58 | 51 | 77 | 65 | 57 | 50 | 62 | 55 | 49 | 59 | 53 | 48 | 57 | 51 | 47 | 44 |
| 5 | 73 | 60 | 51 | 44 | 71 | 58 | 50 | 43 | 56 | 48 | 42 | 53 | 46 | 41 | 51 | 45 | 40 | 38 |
| 6 | 67 | 54 | 45 | 38 | 65 | 53 | 44 | 38 | 50 | 43 | 37 | 48 | 41 | 36 | 46 | 40 | 35 | 33 |
| 7 | 63 | 49 | 40 | 33 | 60 | 48 | 39 | 33 | 46 | 38 | 33 | 44 | 37 | 32 | 42 | 36 | 31 | 29 |
| 8 | 58 | 44 | 36 | 30 | 56 | 43 | 35 | 30 | 42 | 34 | 29 | 40 | 33 | 29 | 39 | 33 | 28 | 26 |
| 9 | 54 | 41 | 32 | 27 | 53 | 40 | 32 | 27 | 38 | 31 | 26 | 37 | 30 | 26 | 36 | 30 | 25 | 23 |
| 10 | 51 | 38 | 30 | 24 | 49 | 37 | 29 | 24 | 35 | 28 | 24 | 34 | 28 | 23 | 33 | 27 | 23 | 21 |

Isofootcandle Sampling



PHOTOMETRIC DATA

Cat Logic: E2VT4A38-840
 Applicable: E2VT4A38M-840
 Models: E2VT4A38E-840
 Test Report: E2VT4A38-840.ies
 CCT: 4000K
 Lamp Type: LED
 Lumens: 5071 LM
 Input Watts: 36.75 W
 Efficacy: 138 LM/W
 Spacing Criteria: [0° : 1.22] [90° : 1.26]

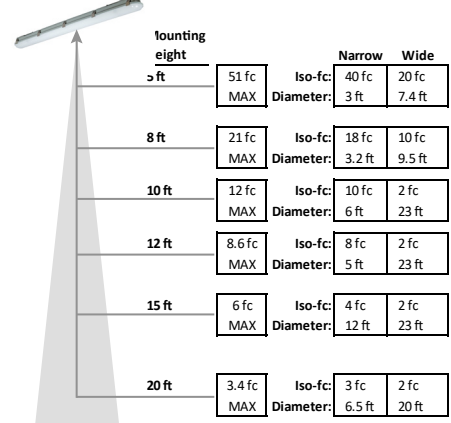

Zonal Lumen Summary

| Zone | Lumens | %Luminaire |
|-------|---------|------------|
| 0-20 | 606.92 | 12 |
| 0-30 | 1276.82 | 25.2 |
| 0-40 | 2068.23 | 40.8 |
| 0-60 | 3610.85 | 71.2 |
| 0-80 | 4609.95 | 90.9 |
| 0-90 | 4838.06 | 95.4 |
| 0-180 | 5070.9 | 100 |

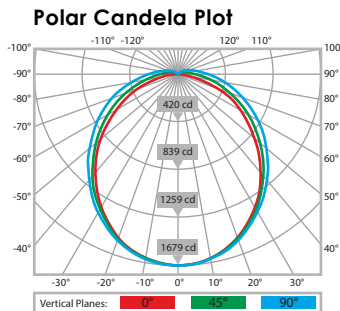
Coefficients of Utilization

Effective Floor Cavity Reflectance 0.20

| rc | 80% | | | | 70% | | | | 50% | | | 30% | | | 10% | | | 0% | | | |
|-----|-----|-----|-----|-----|-----|-----|-----|-----|-----|-----|-----|-----|-----|-----|-----|----|----|----|----|----|----|
| | rw | 70 | 50 | 30 | 10 | 70 | 50 | 30 | 10 | 50 | 30 | 10 | 50 | 30 | 10 | 50 | 30 | 10 | 50 | 30 | 10 |
| RCR | | | | | | | | | | | | | | | | | | | | | |
| 0 | 118 | 118 | 118 | 118 | 115 | 115 | 115 | 115 | 109 | 109 | 109 | 103 | 103 | 103 | 98 | 98 | 98 | 95 | | | |
| 1 | 106 | 101 | 96 | 92 | 103 | 98 | 94 | 90 | 93 | 90 | 86 | 89 | 86 | 83 | 84 | 82 | 80 | 77 | | | |
| 2 | 96 | 88 | 80 | 74 | 93 | 85 | 79 | 73 | 81 | 75 | 71 | 77 | 72 | 68 | 73 | 70 | 66 | 64 | | | |
| 3 | 88 | 77 | 68 | 61 | 85 | 75 | 67 | 61 | 71 | 64 | 59 | 68 | 62 | 57 | 65 | 60 | 56 | 53 | | | |
| 4 | 80 | 68 | 59 | 52 | 78 | 66 | 58 | 51 | 63 | 56 | 50 | 60 | 54 | 49 | 58 | 52 | 48 | 45 | | | |
| 5 | 74 | 61 | 51 | 45 | 71 | 59 | 51 | 44 | 57 | 49 | 43 | 54 | 48 | 42 | 52 | 46 | 42 | 39 | | | |
| 6 | 68 | 55 | 45 | 39 | 66 | 53 | 45 | 39 | 51 | 44 | 38 | 49 | 42 | 37 | 47 | 41 | 36 | 34 | | | |
| 7 | 63 | 49 | 41 | 34 | 61 | 48 | 40 | 34 | 46 | 39 | 34 | 45 | 38 | 33 | 43 | 37 | 32 | 30 | | | |
| 8 | 59 | 45 | 37 | 31 | 57 | 44 | 36 | 30 | 43 | 35 | 30 | 41 | 34 | 29 | 39 | 33 | 29 | 27 | | | |
| 9 | 55 | 41 | 33 | 28 | 53 | 41 | 33 | 27 | 39 | 32 | 27 | 38 | 31 | 27 | 36 | 31 | 26 | 24 | | | |
| 10 | 52 | 38 | 30 | 25 | 50 | 38 | 30 | 25 | 36 | 29 | 25 | 35 | 29 | 24 | 34 | 28 | 24 | 22 | | | |

Isofootcandle Sampling

PHOTOMETRIC DATA

Cat Logic: E2VT4A38-850
 Applicable: E2VT4A38M-850
 Models: E2VT4A38E-850
 Test Report: E2VT4A38-850.ies
 CCT: 5000K
 Lamp Type: LED
 Lumens: 5083 LM
 Input Watts: 36.77 W
 Efficacy: 138 LM/W
 Spacing Criteria: [0° : 1.22] [90° : 1.28]

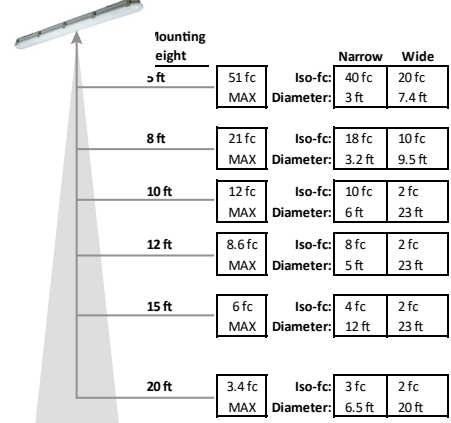

Zonal Lumen Summary

| Zone | Lumens | %Luminaire |
|-------|---------|------------|
| 0-20 | 609.27 | 12 |
| 0-30 | 1282.33 | 25.2 |
| 0-40 | 2078.05 | 40.9 |
| 0-60 | 3628.12 | 71.4 |
| 0-80 | 4628.19 | 91.1 |
| 0-90 | 4853.62 | 95.5 |
| 0-180 | 5082.53 | 100 |

Coefficients of Utilization

Effective Floor Cavity Reflectance 0.20

| rc | 80% | | | | 70% | | | | 50% | | | 30% | | | 10% | | | 0% | | | |
|-----|-----|-----|-----|-----|-----|-----|-----|-----|-----|-----|-----|-----|-----|-----|-----|----|----|----|----|----|----|
| | rw | 70 | 50 | 30 | 10 | 70 | 50 | 30 | 10 | 50 | 30 | 10 | 50 | 30 | 10 | 50 | 30 | 10 | 50 | 30 | 10 |
| RCR | | | | | | | | | | | | | | | | | | | | | |
| 0 | 118 | 118 | 118 | 118 | 115 | 115 | 115 | 115 | 109 | 109 | 109 | 103 | 103 | 103 | 98 | 98 | 98 | 95 | | | |
| 1 | 106 | 101 | 96 | 92 | 103 | 98 | 94 | 90 | 93 | 90 | 87 | 89 | 86 | 83 | 84 | 82 | 80 | 77 | | | |
| 2 | 96 | 88 | 80 | 74 | 93 | 85 | 79 | 73 | 81 | 76 | 71 | 77 | 72 | 68 | 73 | 70 | 66 | 64 | | | |
| 3 | 88 | 77 | 68 | 62 | 85 | 75 | 67 | 61 | 71 | 65 | 59 | 68 | 62 | 57 | 65 | 60 | 56 | 53 | | | |
| 4 | 80 | 68 | 59 | 52 | 78 | 66 | 58 | 51 | 63 | 56 | 50 | 60 | 54 | 49 | 58 | 52 | 48 | 45 | | | |
| 5 | 74 | 61 | 52 | 45 | 71 | 59 | 51 | 44 | 57 | 49 | 43 | 54 | 48 | 42 | 52 | 46 | 42 | 39 | | | |
| 6 | 68 | 55 | 46 | 39 | 66 | 53 | 45 | 39 | 51 | 44 | 38 | 49 | 42 | 37 | 47 | 41 | 37 | 34 | | | |
| 7 | 63 | 50 | 41 | 34 | 61 | 49 | 40 | 34 | 47 | 39 | 34 | 45 | 38 | 33 | 43 | 37 | 32 | 30 | | | |
| 8 | 59 | 45 | 37 | 31 | 57 | 44 | 36 | 30 | 43 | 35 | 30 | 41 | 34 | 30 | 39 | 34 | 29 | 27 | | | |
| 9 | 55 | 41 | 33 | 28 | 53 | 41 | 33 | 27 | 39 | 32 | 27 | 38 | 31 | 27 | 36 | 31 | 26 | 24 | | | |
| 10 | 52 | 38 | 30 | 25 | 50 | 38 | 30 | 25 | 36 | 29 | 25 | 35 | 29 | 24 | 34 | 28 | 24 | 22 | | | |

Isofootcandle Sampling




ENERGETIC
L I G H T I N G

E2VT

LED Vapor Tight Fixture
54,000 System Lifetime | 5-yr Warranty

NOTES:



NOTES: