

LED STRIP LIGHT LED LINEAR LOWBAY

4' and 8' LED strip light/linear lowbay, high CRI & efficacy of 130 lm/w. Ideal for replacing commercial fluorescent strips on a one for one basis. Surface, hanging or continuous row mount. EZ install. Available in standard and **motion sensor** and **emergency battery**.

FEATURES:

- Quick Installation;
- Instant on;
- 5 years warranty;
- Excellent efficacy 130lm/w or 160lm/w;
- DLC Premium listed as LED Strip light & Linear lowbay;



OPTIONS:

- AC120-347V/480V;
- Motion sensor;
- Inner / Outer emergency driver;

TECHNICAL SPEC.

Housing	Riveted Sheet Metal c/w standard top and end KO
Finish	White
Lens	Frosted PC
Mounting	Surface, hanging and continuous row mounted May be mounted to TBar ceilings
Application	Commercial, industrial and area lighting, warehouses, offices, hallways etc.

ELECTRICAL SPEC.

Lighting Source	LED SMD
Wattages	24w, 40w & 64w
Power Factor	>0.90
Ambient temp.	-20°C to 40°C
Input Voltages	100/277vAC standard 347v/480vAC optional

OPTICAL & PERFORMANCE SPEC.

Efficacy	130 LM/W
Suitability	For damp locations
Beam Angle	120°
L70	>50,000 hours
Certifications	cETLus, FCC, LM79, LM80, DLC Premium



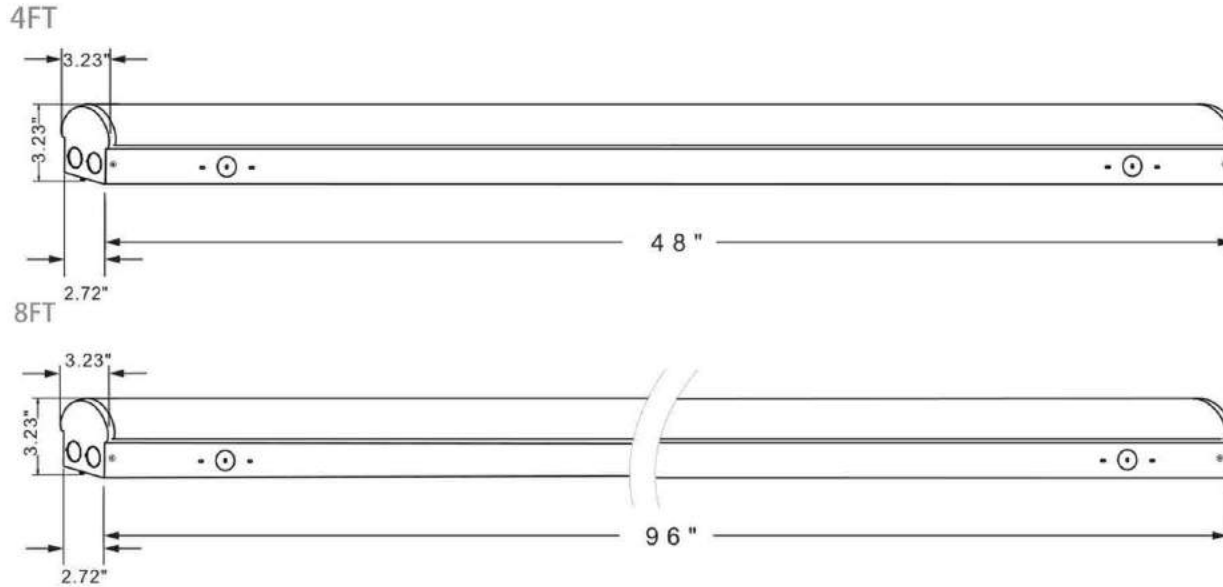
Made of high quality aluminum material, heat dissipation fastly



1. Made of high quality PC material, high ignition point, more safe
2. Lampshade-inner surface stripe design make the light diffusion angle greater and the light more uniform



DIMENSIONS



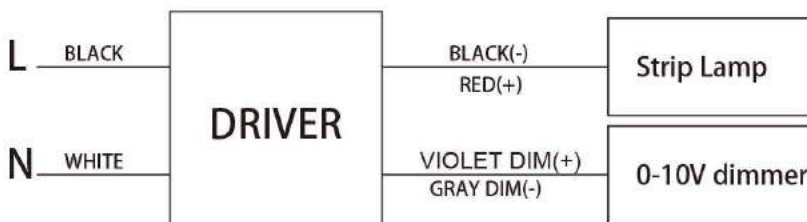
PACKING INFO

Part No.	Qty./Ctn	Ctn size	N.W. (lbs/Ctn)	G.W. (lbs/Ctn)	Qty./Pallet	Qty./40HQ	
						In pallets	In Ctns
DM-ST4FT24	4pcs	50.6*7.5*7.7inch	19.4lbs	24.2lbs	180pcs	4320pcs	6048pcs
DM-ST4FT40	4pcs	50.6*7.5*7.7inch	19.4lbs	24.2lbs	180pcs	4320pcs	6048pcs
DM-ST8FT40	4pcs	98.8*7.5*7.7inch	33.3lbs	41.5lbs	180pcs	2160pcs	2740pcs
DM-ST8FT64	4pcs	98.8*7.5*7.7inch	33.3lbs	41.5lbs	180pcs	2160pcs	2740pcs

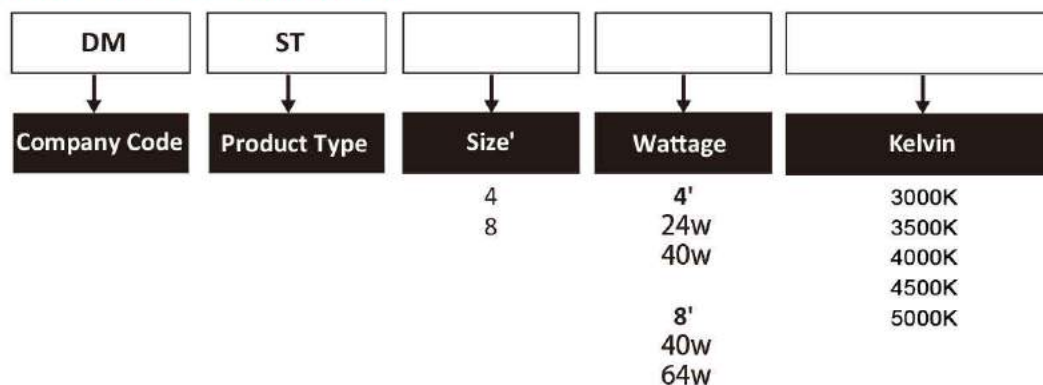
PERFORMANCE DATA

Size	Part No.	Power	luminous Flux	Input Voltage	PF	Ra	Beam Angle	Warranty	Certificate
4FT	DM-ST4FT24	24W	3120LM	AC100-277V	>0.9	>80	110	5 Years	cETLus&Premium
4FT	DM-ST4FT40	40W	5200LM	AC100-277V	>0.9	>80	110	5 Years	cETLus&Premium
8FT	DM-ST8FT40	40W	5200LM	AC100-277V	>0.9	>80	110	5 Years	cETLus&Premium
8FT	DM-ST8FT64	64W	8320LM	AC100-277V	>0.9	>80	110	5 Years	cETLus&Premium

DIMMING CONNECTION



PRODUCT CODE GENERATOR



INSTALLATION

A:



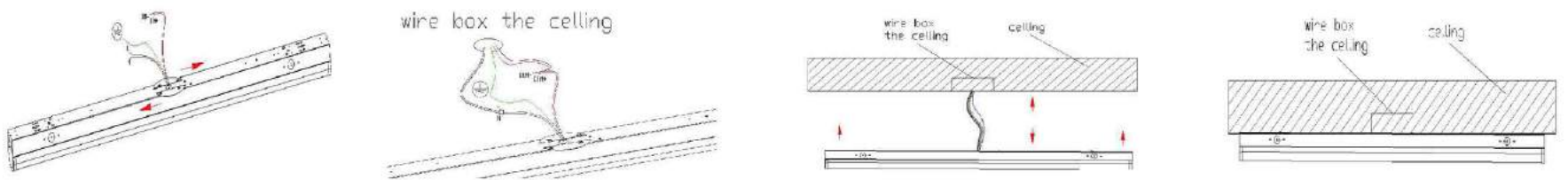
1. Tie hook with chain and then insert it into installation hole.

2. Fix chain to installation location, adjust the height of chain until fixture is balanced.

3. Connect AC wire and dimming wire.

4. Wrap wire with metal material.

B:



1. Lock the mounting plate.

2. Connect AC wire and dimming wire


3. Lift up the fixture and put wires into box

4. Lock the fixture by nail

C: T-Bar clip mounting

Fix fixture to T-bar ceiling grid with T-bar clips which are provided by customer
Refer to the left drawing; fix-bar clips on Position "C" .

D: Connect in series



APPLICATIONS

