



Texas Fluorescents  
Reinvented

CATALOG#: \_\_\_\_\_  
PROJECT: \_\_\_\_\_  
TYPE: \_\_\_\_\_

# Series 555

## LED Ceiling/Wall Mount Luminaire

Series 555 Linear Wall Mount fixtures are stylish luminaires designed for baths, kitchens, recreation rooms, corridors, aisles, stairwells, over or beside mirrors, over bulletin boards, in vanities, in displays and more.

### CONSTRUCTION

All metal parts are die-formed from heavy gauge cold rolled steel with overlapping end caps to insure uniformity and dimensional stability. Clear prismatic or smooth white acrylic lens offered.

### MOUNTING

Back plate provided with adequate knockouts and mounting holes for either wall or ceiling installation.

### TYPICAL OPTIONS & ACCESSORIES

Custom finishes, internal divider, front baffle, pull chains, convenience outlets. Contact factory for custom options.



### DIMENSIONS

2 ft - 24.46"L x 4.52"W x 4.37"H  
4 ft - 48"L x 4.52"W x 4.37"H

### FEATURES & BENEFITS

- White, black or chrome finishes available
- Clear prismatic or smooth white acrylic lens offered
- Multiple lumen packages (3000K, 3500K, 4000K, 5000K); consult factory for RGBW option
- Variety of lumen packages and wattages through use of programmable drivers
- Emergency battery backup available
- CRI >80 standard, 90 optional
- L70: >50,000 Hours
- Dimming: 0-10V 120-277V standard, 120 ELV/TRIAC optional
- Power factor >0.90
- Suitable for dry and damp locations
- 5 year warranty



**ORDER INFORMATION**

Factory at your fingertips. Fill in the blanks to create your part number or create a custom configuration.

SERIES	LENS MATERIAL	LENGTH	WATTAGE* & LUMENS*	DIVIDER/FRONT SHIELD	DRIVER
555	A Clear prismatic acrylic	24L 24"	F24W2900L 24 Watts 2900 Lumens	Blank No divider	DMV 0-10V Dimming
	MW Smooth white acrylic	48L 48"	F28W3200L 28 Watts 3200 Lumens	D Divider only	G120 ELV/TRIAC Dimming at 120V only
			F35W4000L 35 Watts 4000 Lumens	F Front shield only	D1MV 0-10V Dimming (dim to 1%)
			F30W4100L 30 Watts 4100 Lumens	T Top shield only	
			F48W6000L 48 Watts 6000 Lumens	DF Divider & front shield	
			F57W6900L 57 Watts 6900 Lumens	TF Top & front shield	
			H72W8800L 72 Watts 8800 Lumens		

COLOR/CRI**	FINISH	OPTIONS
30K 3000K 80 CRI	WH White	SW2 Pull chain, 2 way switching (Use with single ballasts)
35K 3500K 80 CRI	CH Chrome finish	GCO Ground convenience outlet (North American 3 prong)
40K 4000K 80 CRI	CHEND Chrome finish on end caps only	EM 10W Emergency battery backup
50K 5000K 80 CRI	BK Black	EM12 12W Emergency battery backup
930K 3000K 90 CRI		EM20 20W Emergency battery backup (remote only)
935K 3500K 90 CRI		
940K 4000K 90 CRI		
950K 5000K 90 CRI		

Note:

\*Programmable LED drivers allow custom configured wattages and corresponding lumens.

\*\* Consult factory for 90 CRI 5000K availability.

We reserve the right to change design, materials, LEDs and finish in any way that will not alter installed appearance or reduce function and performance.



Texas Fluorescents  
Reinvented

CATALOG#: \_\_\_\_\_

PROJECT: \_\_\_\_\_

TYPE: \_\_\_\_\_

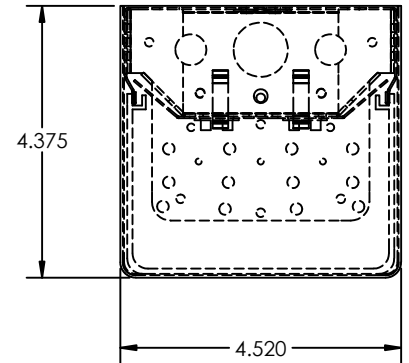
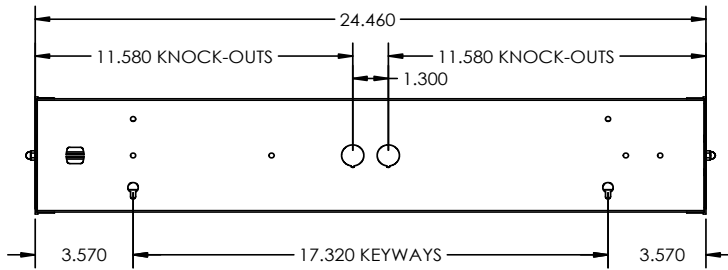
# Series 555

LED Ceiling/Wall Mount  
Luminaire

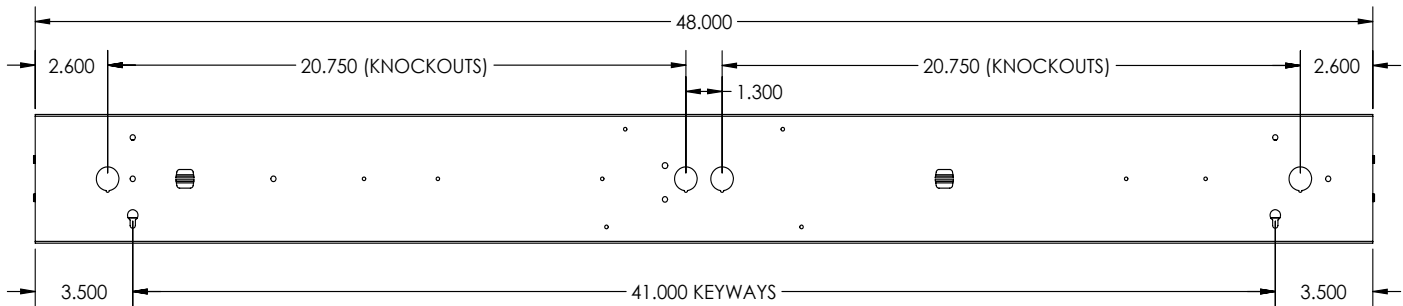
## DRAWINGS & IMAGES

**Back**  
**2 ft.**

**End**

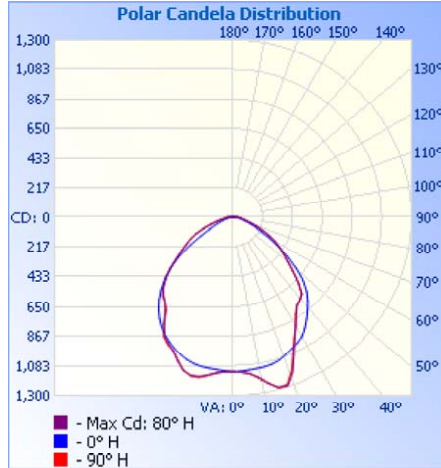
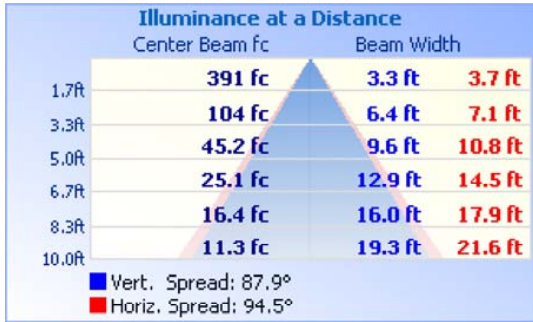


**4 ft.**



### PHOTOMETRICS

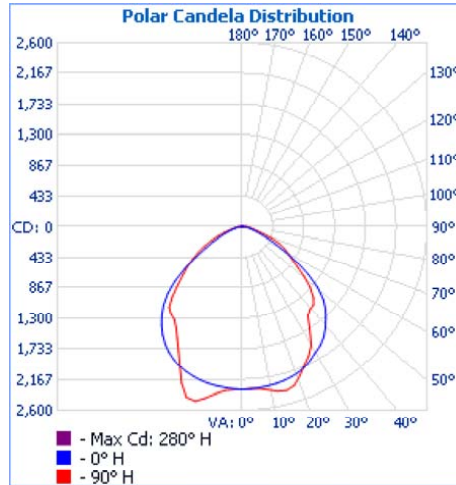
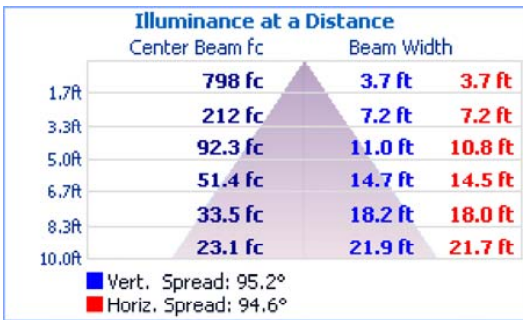
#### 2 FT - 555A24LF24W2900LDMV40K



#### Zonal Lumen Summary

Zone	Lumens	%Luminaire
0-30	937.5	32.4%
0-40	1,490.0	51.6%
0-60	2,450.3	84.6%
60-90	432.7	14.9%
70-100	190.1	6.6%
90-120	13.1	0.5%
0-90	2,882.9	99.5%
90-180	13.1	0.5%
0-180	2,896.0	100%

#### 4 FT - 555A48LF48W6000LDMV40K



#### Zonal Lumen Summary

Zone	Lumens	%Luminaire
0-30	1,903.5	32.4%
0-40	3,041.8	51.7%
0-60	5,016.8	85.3%
60-90	846.4	14.4%
70-100	347.9	5.9%
90-120	20.4	0.3%
0-90	5,863.2	99.7%
90-180	20.4	0.3%
0-180	5,883.5	100%



Texas Fluorescents  
Reinvented

CATALOG#: \_\_\_\_\_  
PROJECT: \_\_\_\_\_  
TYPE: \_\_\_\_\_

Series 555  
LED Ceiling/Wall Mount  
Luminaire



### ORDER INFORMATION

#### DLC Listed Items

ITEM NUMBER
555A48LF30W4100LDMV30K
555A48LF30W4100LDMV35K
555A48LF30W4100LDMV40K
555A48LF30W4100LDMV50K
555A48LF48W6000LDMV30K
555A48LF48W6000LDMV35K
555A48LF48W6000LDMV40K
555A48LF48W6000LDMV50K
555A48LF57W6900LDMV30K
555A48LF57W6900LDMV35K
555A48LF57W6900LDMV40K
555A48LF57W6900LDMV50K