

TRACK LIGHT
TH SERIES



TH-O1E26P23-W



TH-R1E26P30-W



TH-R2G10MR-W



TH-S1E26P30-W

PRODUCT DESCRIPTION:

The MaxLite Lamp Ready Track series provides architects, specifiers, and buyers with a UL listed track system engineered to operate the latest E26 and GU24 base LED bulbs on the market. Featuring sleek track head design style, this system offers socketed solutions for either E26 or GU24 based lamps. Accessories include the track, connectors and feeds needed for installation of new track systems in any indoor office, retail, or hospitality application.

FEATURES:

Lamps not included

- Sockets are either E26 or GU24 depending on track head
- Track rated to 120V, 60Hz, 20A
- Fits PAR20, PAR30, and MR16 LED lamps
- Sockets rated for Max 35W (GU24) or Max 40W (E26)
- Die-cast aluminum housing
- Powder coated finish
- Accessories, connectors, et cetera sold separately
- Suitable for Dry locations
- Limited 5 year warranty on parts, materials, and workmanship

DIMENSIONS: See Page 3 for dimensions.

SPECIFICATIONS:

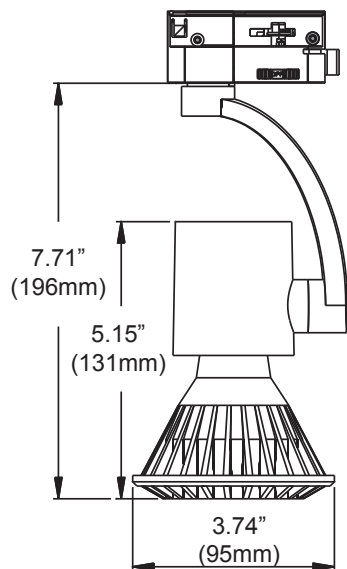
		TH-O1E26P23-W	TH-R1E26P30-W	TH-R2G10MR-W	TH-S1E26P30-W
ITEM	SPECIFICATION	DETAILS			
ELECTRICAL	Input Voltage	120V			
	Max Watts	Max 40W Per Lamp	Max 40W Per Lamp	Max 35W Per Lamp	Max 40W Per Lamp
	Power Consumption	Per Lamp Spec			
PHYSICAL	Dimensions	3.7" DIA x 7.7" Ht.	4" DIA x 8.7" Ht.	2.8" DIA x 6.3" Ht.	4" DIA x 7.3" Ht.
	Mounting	Mounts into MaxLite track (TA-T4FT / TA-T8FT)			
	Material	Aluminum			
	Finish	White			
	Operating Temperature	Per Lamp Spec			
CERTIFICATION	Certification	UL for single ended LED lamps			
	Material Usage	RoHS compliant; no mercury			
	Environment	Indoor			
	Warranty	5 years			

ORDERING:

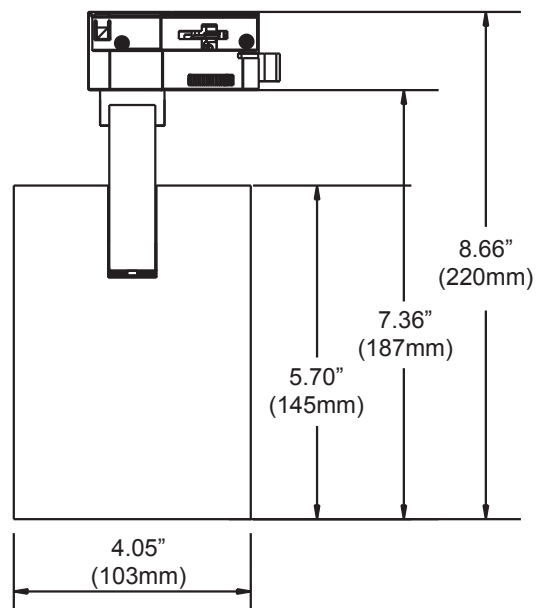
ORDER CODE	MODEL	MAX WATTS	INPUT VOLTAGE	DESCRIPTION
107397	TH-O1E26P23-W	40W	120V	TRACK HEAD OPEN STYLE 1 E26 BASE PAR20/PAR30 WHITE FINISH
107391	TH-R1E26P30-W	40W		TRACK HEAD ROUND STYLE 1 E26 BASE PAR30 WHITE FINISH
107394	TH-R2G10MR-W	35W		TRACK HEAD ROUND STYLE 2 GU10 BASE MR16 WHITE FINISH
107399	TH-S1E26P30-W	40W		TRACK HEAD SQUARE STYLE 1 E26 BASE PAR30 WHITE FINISH

ACCESSORIES			
ORDER CODE	MODEL NUMBER	DESCRIPTION	ACCESSORIES IMAGE
107401	TA-T4FT	TRACK 4FT	
107402	TA-T8FT	TRACK 8FT	
107403	TA-MIC	MINIATURE I-INTERCEPT CONNECTOR	
107404	TA-IC	I-INTERCEPT CONNECTOR	
107405	TA-XC	X-INTERCEPT CONNECTOR	
107406	TA-TC	T-INTERCEPT CONNECTOR	
107407	TA-LC	L-INTERCEPT CONNECTOR	
107408	TA-FC	FLEXIBLE INTERCEPT CONNECTOR	
107409	TA-EC	END FEED CONNECTOR	
107410	TA-CAP	END CAP	
107411	TA-ADPT	ADAPTOR	

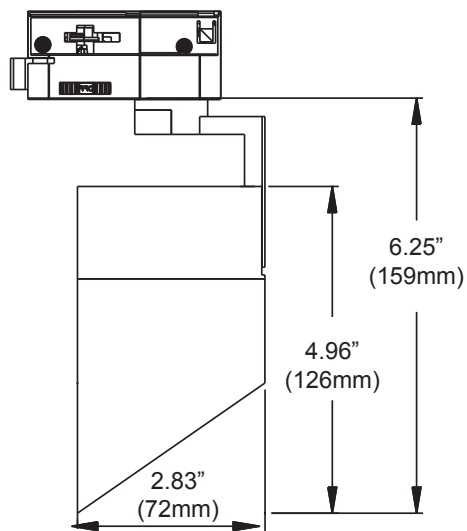
DIMENSIONS:



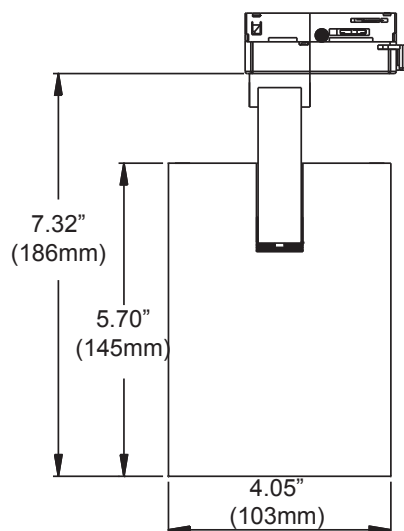
TH-O1E26P23-W



TH-R1E26P30-W



TH-R2G10PMR-W



TH-S1E26P30-W