



Compact Canopy Light

The CL series is a slim surface mount light for stairwell and passageway, low bay, parking garage, under canopy, and gas station canopy use.



Construction & Components

- ❖ Patent-pending design improves optic spread to illuminate a larger area.
- ❖ Heavy-duty LEDs create equal or more light while consuming less power.
- ❖ Bright, clear, daylight-white light improves visibility and creates a safer nighttime environment.
- ❖ Die-cast aluminum housing is available with a flat, tempered glass lens or a drop-down tamper-proof polycarbonate lens.
- ❖ Available in two standard finishes – bronze and white. Contact your Jarvis Lights representative for custom color options.
- ❖ Slim, surface mounted box design makes installation simple. Conduit can enter from ½" knockouts on sides or top of fixture.
- ❖ Compatible with 0-10V dimming controls. Capable of reverting to lower-power, lower-output state when installed with correct occupancy controls. Contact Jarvis Lights for specific compatibilities.

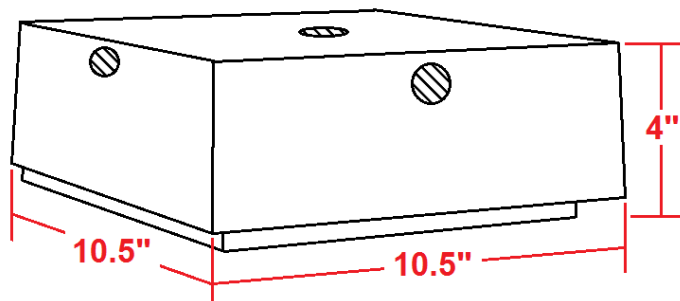
Certification & Qualification

- ❖ ETL Listed. Conforms to required UL 1598. Suitable for wet locations.
- ❖ DesignLights Consortium™ Qualified Product.
- ❖ Qualifies for many government and utility rebates.
- ❖ Meets Title 24 requirements when installed with controls. Contact Jarvis Lights for more information.

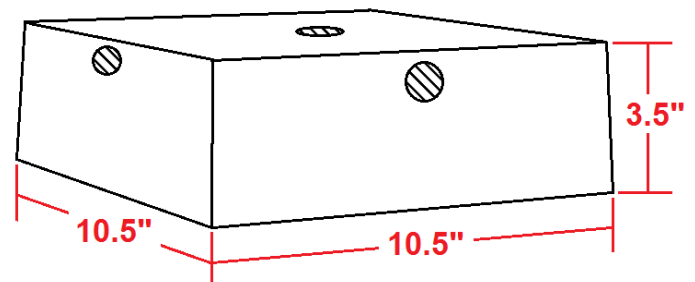


Dimensions

Hatched areas represent ½" NPT knockouts.



Polycarbonate Lens



Glass Lens



Electrical & Light Output Specifications

Model Number	CL-175	CL-250
High Efficiency LEDs	2	2
Input Power	42.86 W	57.61 W
Lumens	4,228 lm	5,302 lm
Typical Metal Halide Replacement	175W	250W
Electrical Input	120-277V, 50/60HZ	
Color Temperature	5000K, Daylight White	
Color Accuracy (CRI)	>80	
Power Factor	>.99	
Lifetime	75,000-100,000 hours	
Warranty	5 years	

Ordering Information


CL	[X]	[Y]	[Z]
Compact Canopy Light	Approximate Metal Halide Replacement	Lens Type	Durable Powder Coat Finish *
CL	<p>[175] = replaces 175W metal halide fixture</p> <p>[250] = replaces 250W metal halide fixture</p>	<p>[P] = tamper-proof polycarbonate lens</p> <p>[G] = tempered glass lens</p>	<p>[BRZ] = bronze</p> <p>[WHT] = white</p> <p>* Contact Jarvis Lights for additional color options.</p>



Intertek



CL-175
CL-250

ARRA Funding Compliant		Assembled in the US of US and Imported Parts
-------------------------------	--	---